


# Pocket Guide

**ARVO**  
**2025**  
May 4 – 8  
Salt Lake City, Utah

**i3**

**Imagining Innovation  
and Intelligence  
in Vision Science**



# LIVE/LIVE STREAMING SYMPOSIUM

**Sunday, May 4, 2025**

Buffet Dinner: 6:00 PM – 6:30 PM MT

Symposium: 6:30 PM – 7:30 PM MT

**Hyatt Regency Salt Lake City**

170 S W Temple St, Salt Lake City, UT

Meeting Room: Salt Lake Ballroom ABC,  
Level 2

## Harnessing the Power of Second-Generation Therapy to Address Clinical Biomarkers of Neovascular Retinal Disease

Join renowned experts as they review the latest research on emerging clinical biomarkers of neovascular retinal disease that can be used to guide treatment decisions in the new era of second-generation therapy.

### **Supporter**

#### **Acknowledgment**

This activity is supported by an educational grant from Genentech, a member of the Roche Group.

This activity has been approved for *AMA PRA Category 1 Credit™*.

### **Educational Provider**



This activity is provided by Paradigm Medical Communications, LLC.

There are no fees for participating in this activity.

Scan the QR code for additional details and to register for this live meeting!

[www.paradigmmc.com/1375-1](http://www.paradigmmc.com/1375-1)



This is not an official ARVO sponsored event.

Sun., May 4	Room	Time
Registration/Badge Pickup	East Registration	7am–6pm
ARVO Central	Exhibit Hall	7am–6:15pm
Posters	See Mobile App/Meeting Planner	8–9:45am
Symposia	See Mobile App/Meeting Planner	8–10am
Exhibits	Exhibit Hall	8:30am–5pm
Opening Keynote Session	Hall 2/3	10:15–11:45am
Papers/Posters/Minisymposia	See Mobile App/Meeting Planner	1–2:45pm
Papers/Posters/Minisymposia	See Mobile App/Meeting Planner	3:15–5pm
All Posters	Poster Halls	5:15–6:15pm
ARVO Sunday Social	Lower Concourse, Adjacent to Hall E	7–8:30pm
Mon., May 5	Room	Time
Registration/Badge Pickup	East Registration	7am–6pm
ARVO Central	Exhibit Hall	7am–6pm
NAEVR Briefing	155EF	7–8:30am
Papers/Posters/Minisymposia	See Mobile App/Meeting Planner	8:30–10:15am
Exhibits	Exhibit Hall	8:30am–5pm
Section Business Meetings	See Mobile App/Meeting Planner	10:30–11:15am
Proctor Award Lecture	Hall 2/3	11:30am–12:15pm
Friedenwald Award Lecture	Hall 2/3	12:15–1pm
Low Vision Cross-sectional Group	255D	3–4:45pm
Papers/Posters/Minisymposia	See Mobile App/Meeting Planner	3–4:45pm
All Posters	Poster Halls	5–6pm
Travel Grant Social	Lower Concourse, Adjacent to Hall E	7–8:30pm
Tues., May 6	Room	Time
Breakfast with the Experts*	Hall 1	7–8:30am
Registration/Badge Pickup	East Registration	7am–6pm
ARVO Central	Exhibit Hall	7am–6:30pm
Papers/Posters/Minisymposia	See Mobile App/Meeting Planner	8:30–10:15am
Exhibits	Exhibit Hall	8:30am–5pm
General Business Meeting	155EF	10:30–11:15am
WEAVR Luncheon*	Hyatt Regency, Ballroom A/B	11:30am–1pm
U.S.–China Networking Forum	155D	11:30am–1pm
Genetics Cross-sectional Group	255D	1:15–3pm
Papers/Posters/Minisymposia	See Mobile App/Meeting Planner	1:15–3pm
Papers/Posters/Minisymposia	See Mobile App/Meeting Planner	3:30–5:15pm
All Posters	Poster Halls	5:30–6:30pm
ARVO/Champalimaud Lecture	Hall 2/3	6:30–7:30pm
Wed., May 7	Room	Time
Registration/Badge Pickup	East Registration	7am–6pm
ARVO Central	Exhibit Hall	7am–5:15pm
Exhibits	Exhibit Hall	8:30am–5pm
Weisenfeld Award Lecture	Hall 2/3	8:30–9:15am
Cogan Award Lecture	Hall 2/3	9:15–10am
Papers/Posters/Minisymposia	See Mobile App/Meeting Planner	10:15am–12pm
MOI Cross-sectional Group	255D	2–3:45pm
Papers/Posters/Minisymposia	See Mobile App/Meeting Planner	2–3:45pm
All Posters	Poster Halls	4–5pm
MIT Poster Competition	Hall 1	5:30–7pm
ARVO Karaoke*	Keys on Main	8–11pm
Thurs., May 8	Room	Time
Registration/Badge Pickup	East Registration	7am–2:30pm
ARVO Central	Exhibit Hall	7am–5pm
Posters	See Mobile App/Meeting Planner	8–9:45am
Symposia	See Mobile App/Meeting Planner	8–10am
ARVO NEI Plenary Session	Hall 2/3	10:15–11:30am
Papers/Posters/Minisymposia	See Mobile App/Meeting Planner	11:45am–1:30pm
Papers/Posters/Minisymposia	See Mobile App/Meeting Planner	2–3:45pm
All Posters/Denver 2026 Kickoff	Poster Halls/ARVO Central	4–5pm

\* Ticket Required

# Table of Contents

ARVO Policies .....	4
Safety/Security Tips.....	4
Convention Center Maps .....	8
Presenter Guidelines .....	12
How to Connect.....	13

## Services

Cash at the Meeting.....	14
Salt Lake City Information, Tours and Restaurants .....	14
Disabilities or Special Needs.....	14
First Aid .....	14
Lost and Found.....	14
Mother's Lounge.....	14
Prayer and Meditation Room .....	15
Quiet Room.....	15
Restrooms .....	15
Recycling .....	15
Security Services.....	15
Water Bottles/Fountains .....	15
Coat and Bag Check.....	15
Concessions/Restaurants .....	16
Getting Around Salt Lake City (GREENBike).....	17

## Meeting Information

Meeting Management Office.....	18
Badge Printing .....	18
Badge Printing Hours .....	19
Speaker Ready Room .....	19
Press Activities .....	19
ARVO Fellows.....	19
Travel Grant Recipients .....	19

## Awards and Awards Lectures

ARVO+Genentech Keynote.....	20
ARVO NEI Joint Plenary Session .....	20
Proctor Award and Lecture .....	21
Friedenwald Award and Lecture .....	21
Weisenfeld Award and Lecture .....	21
Cogan Award and Lecture .....	21
Distinguished Service Awards .....	22
Advocacy Awards .....	22
Joanne G. Angle Award.....	23
Champalimaud Award Lecture.....	23
Reviewer, Editor of the Year Awards.....	24

## Daily Program Schedules

Sunday .....	25
Monday.....	29
Tuesday .....	33
Wednesday.....	38
Thursday.....	42
ARVO Social Events .....	46



## Exhibits

Exhibit Hall Hours .....	47
Exhibit Hall Floor Plan .....	48
Exhibits A-Z .....	50
Exhibitor Presentations.....	72
Fellows Class of 2025.....	74
Dowling Society Members.....	75
Legacy Society Members .....	78
ARVO 2026 Denver Hotels .....	79
Travel Grant Supporters .....	80



The Association for Research  
in Vision and Ophthalmology

5515 Security Lane, Suite 500 | Rockville, MD 20852-5034  
Tel: +1.240.221.2900 | arvo@arvo.org | ARVO.org

## Disclaimer

The Association for Research in Vision and Ophthalmology (ARVO) Annual Meeting online program materials and print publications aim to promote vision research and scientific discourse for educational purposes. ARVO accepts no responsibility for any products, presentations, opinions, statements or positions expressed, and inclusion of such material within the Meeting, the publications or posted online does not constitute endorsement by ARVO.

## Photography Release

By attending the ARVO Annual Meeting, attendees agree to allow their names, likenesses and images either in audio, photographic or video format recorded onsite to be used by ARVO and the ARVO Foundation for Eye Research for educational and promotional purposes.

© 2025 by the Association for Research in Vision and Ophthalmology, Inc. All rights reserved. Permission to republish any part of this book must be obtained in writing from ARVO's Chief Marketing and Communications Officer prior to publication. Contact Julene Joy at [jjoy@arvo.org](mailto:jjoy@arvo.org).

## Continuing Medical Education



The ARVO 2025 Annual Meeting, held in Salt Lake City, Utah, May 4 – 8, is an accredited continuing education activity. Clinicians who register for CME credits and pay the processing fee are eligible to claim credit for attending in-person accredited paper and Cross-sectional Group sessions, minisymposia and symposia.

### Physician Accreditation Statement

The Association for Research in Vision and Ophthalmology (ARVO) is accredited by the Accreditation Council for Continuing Medical Education (ACCME) to provide continuing medical education for physicians.

### Physician Credit Designation

ARVO designates this live activity for a maximum of 21.25 AMA PRA Category 1 Credits™. Physicians should claim only the credit commensurate with the extent of their participation in the activity.

The full program details are available at [ARVO.org/CMEinfo](https://arvo.org/CMEinfo)

### Recording/Photography/Audiotape/Video Equipment

**Policy** — In accordance with our culture of academic integrity and respecting the rights of copyright owners, recording by any means including, but not limited to photographing, audiotaping, videotaping, screen capturing,



and/or screen recording of any presentations or sessions at or during any ARVO Meeting is only allowed when a poster or presentation displays the icon indicating photography/recording of the material is permitted.

Presenters may display an icon to indicate to the audience whether or not photography/recording of the poster or presentation and sharing/remixing of the material is permitted. Presenters have been provided with a digital graphic image to incorporate into their slides. Printed images are available to affix to posters or displays. All attendees are expected to adhere to this policy. Violators of the policy risk confiscation of their equipment and/or dismissal from the Meeting as deemed appropriate by ARVO.

### Safety/Security Tips

- Carry with you the name, address, phone numbers and email of an individual to contact in case of emergency. If you have a mobile phone, enter the emergency contact phone number in your contacts list under the heading “ICE” (In Case of Emergency).
- Be sure to carry a card describing any medical conditions or allergies you may have, or wear a medical alert tag.
- Do not wear your Meeting name badge out and about in Salt Lake City.
- Avoid unlit streets and always walk with another person when sightseeing or shopping, particularly at night.
- Do not display large amounts of cash when paying for taxis or other purchases.
- Do not leave unsecured valuables in your hotel room; lock them in your in-room safe. Hotels are not responsible for items left in your room.
- At the meeting, check items at the coat and bag check in Exhibit Hall E Hallway/Foyer near the entrance to the Hyatt Regency.

# Connect with us at booth #2129



## Exhibitor Education Forum

EssilorLuxottica



Monday, May 5, 1:00pm

EssilorLuxottica



Tuesday, May 6, 4:00pm

## Poster Presentations

Date & time	Abstract	Speaker
<b>Myopia: development and management</b>  Monday, May 5, 3:00pm - 4:45pm	Influence of microlenses based myopia control lenses on light spectrum and environmental luminance	Eleonore Pic
	Effects of Short-term Exposure to Cyan Light on Ocular Biometry Induced by Hyperopic Defocus in Young Adults	Azira Hussain
	Effect of increased power and asphericity of lenslets in myopia control spectacle lenses on short-term visual performance	Björn Drobe
<b>Mechanisms of refractive error and ocular development</b>  Wednesday, May 7, 10:50am - 12:00pm	Real-world light characterization with applications for myopia management	Coralie Barrau
<b>Advances in refractive error management and measurement innovation</b>  Wednesday, May 7, 2:00pm - 3:45pm	Nonlinear spatial integration allows normal and myopic retinas to detect the sign of defocus in natural scenes	Olivier Marre
	Refraction centile curves estimation for Caucasian population using simulated cohorts	Aparna Gopalakrishnan
<b>Intraocular lenses and Presbyopia</b>  Thursday, May 8, 8:00am - 9:45am	Effect of increased power and asphericity of lenslets on myopia control efficacy: 6-month interim results of a contralateral crossover clinical trial	Rajkumar Nalour Raveendran
	Presbyopia onset affects Dynamic Visual Acuity via motor adaptation in naturalistic viewing conditions	Mira Baroud

**Anti-harassment Policy** — While attending the ARVO Annual Meeting, members, nonmember participants and invited guests are entitled to a harassment-free environment as they exchange research and engage in any ARVO activity. For detailed information on ARVO's Anti-Harassment Policy, visit [ARVO.org/Policies](https://www.arvo.org/Policies).

If you wish to report a possible violation, go to the Meeting Management Office, Room 150G. ARVO staff will follow established procedures to address complaints.


**Commercial Relationships Policy** — Presenters must state and display all applicable commercial relationships. For more information on this important policy, see the Commercial Relationships Policy at [ARVO.org/Commercial](https://www.arvo.org/Commercial).

**Clinical Trials Registration Policy**— All clinical trials that will be reported in ARVO Annual Meeting abstracts must be registered on a publicly available database. The required acknowledgement of the First Author, acting as the authorized agent for all authors, certifies that any research presented in the abstract that reports on a clinical trial is registered, and the registration location and number is included on the abstract, in compliance with the ARVO Statement on Registering Clinical Trials, [arvo.org/Clinical-Trials](https://www.arvo.org/Clinical-Trials). For more information on this policy, refer to the Clinical Trials Registration Statement at [ARVO.org/Clinical-Trials](https://www.arvo.org/Clinical-Trials).

**Children in the Convention Center** — Children under 18 who are not scientific attendees are permitted at the meeting without registration when accompanied by a parent. Children aged 13 or older should go to Attendee Help to get a wristband. Please do not leave your children unattended. Children may attend sessions unless they are disruptive. Children are not permitted in ticketed events without a ticket and are not allowed on the exhibit/poster hall floor on setup days.

## Need Gifts?

Visit ARVO  
Central,  
Exhibit Hall





Retinas produce snapshots of multi-color interference patterns which the cortical columns of V1s manipulate to construct a model of reality, inside the brain, of the outside environment.

The model of reality is:

- \* Interactive in real-time,
- \* 4D stereopsis in true color, and
- \* Creates active/moving 3D images.

*The Foundation of Human Perception: Part I- The Human Holographic Visual System* is about how the eyes, retinas, LGNs, and V1s process light waves through the whole visual system.

The book provides answers for:

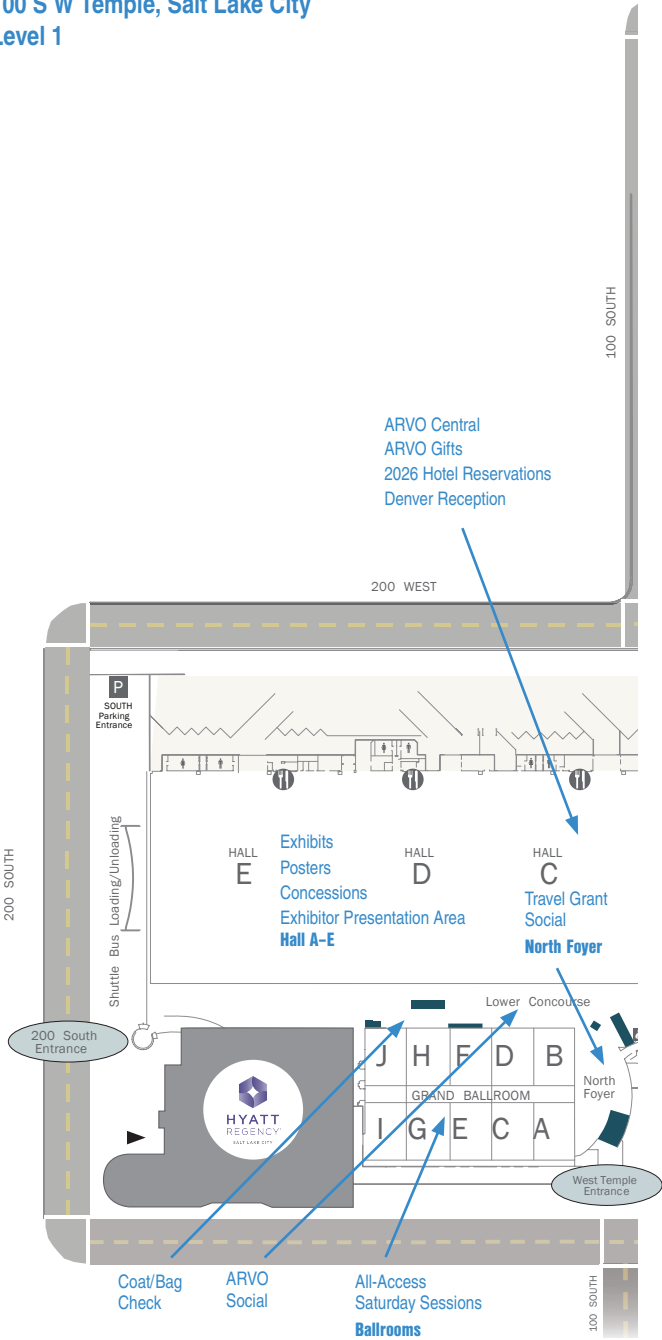
- \* The correspondence problem,
- \* The inverse optics problem,
- \* Producing 3D & 4D images, and
- \* For many more problems.

***THE FOUNDATION OF  
HUMAN PERCEPTION:  
Part I - The Human Holographic  
Visual System***

Buy the book at: [cerritosbooks.com](http://cerritosbooks.com)  
Questions call (832) 586-6762

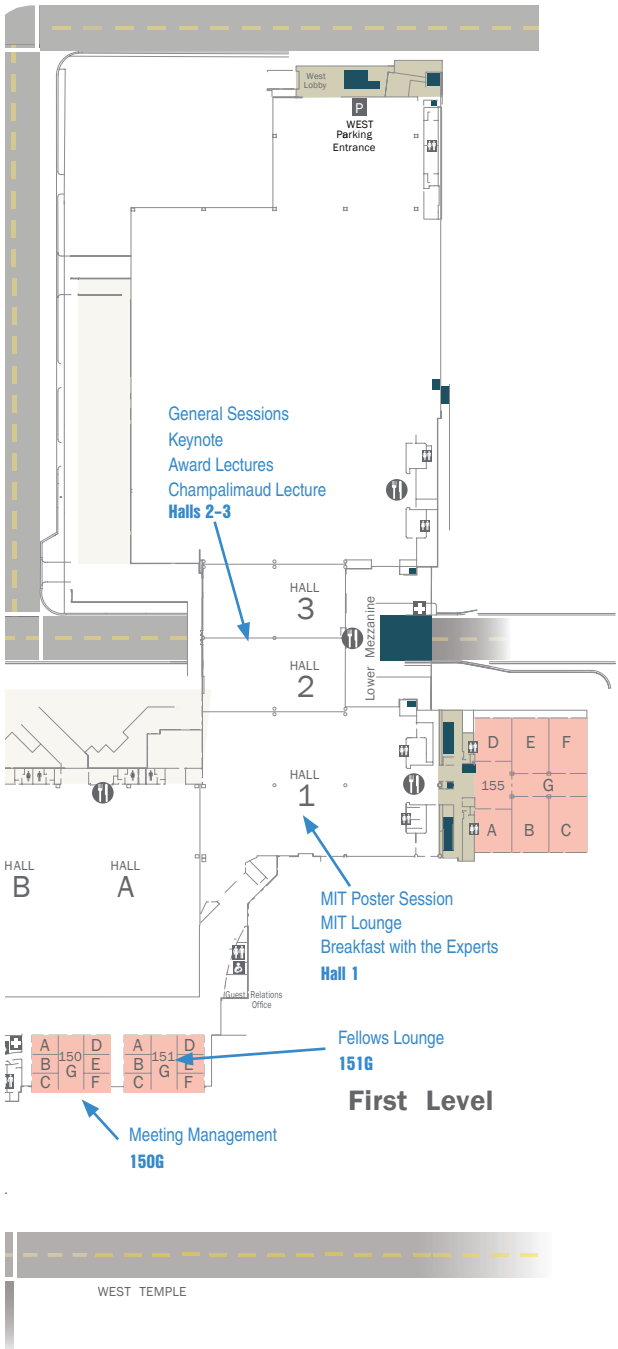
# Convention Center

## Salt Palace Convention Center 100 S W Temple, Salt Lake City Level 1

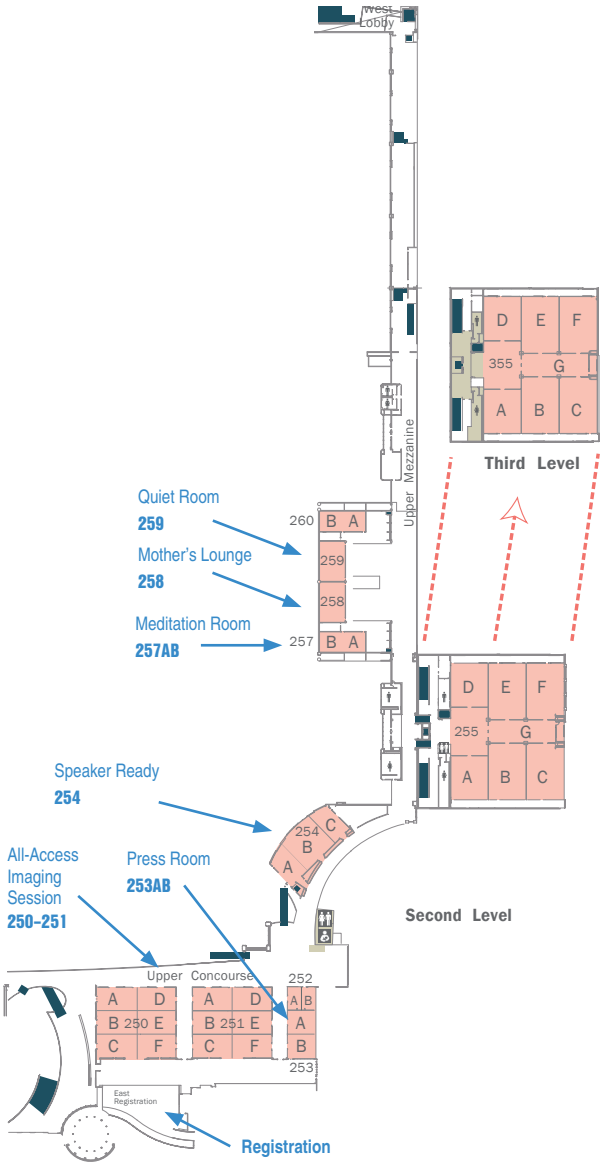




JOHN STOCKTON DRIVE



# Salt Palace Convention Center Level 2 – 3



# VISIONARY RESEARCH

## Leading the Way

We're proud to have Srinivas R. Sadda, MD, President of ARVO, lead its 2025 Annual Meeting as he leads us every day. Dr. Sadda is our Director of Artificial Intelligence and Imaging Research at the Doheny Eye Institute. And he knows AI and innovation.

In 2003, he directed the establishment of the Doheny Image Reading Center (DIRC) that now is a driving force in retina research. Dr. Sadda's ongoing contributions have helped Doheny Eye Institute be recognized in the Top 5 Ophthalmology Programs in the nation by *US News and World Report*.

Thank you to the presenters, planners and participants in support of Dr. Sadda and the ARVO Board for an innovative and inspiring Annual Meeting: *i<sup>3</sup>: imagining innovation and intelligence in vision science.*



Donate now to continue our VISIONary research to conserve, improve and restore human eyesight.



**DOHENY**  
EYE INSTITUTE

Best in the West,  
Top 5 in the Nation

**LEARN MORE & DONATE  
AT DOHENY.ORG**



Affiliated with **UCLA** Stein Eye Institute

## Presenters

All speakers are required to check into the Speaker Ready Room, Room 254, preferably 24 hours, but no later than four hours, before their presentations.

Previously uploaded presentations must be reviewed and approved.

All presentation slides and other files must be uploaded in advance of your presentation. Speaker Ready Room audiovisual (AV) technicians will upload files and screen them for compatibility. Presenters will not be allowed to load PowerPoint slides or other files directly to the computer in the session room.

Personal laptops cannot be used for presentations in the session rooms. Do not bring your laptop or other media devices to the session.

If you are unavoidably delayed, you must still go directly to the Speaker Ready Room.

**Connect with ARVO on your favorite social media site to stay up-to-date on the latest news and information on eye and vision research.**



[twitter.com/ARVOinfo](https://twitter.com/ARVOinfo) or include [#ARVO2025](https://twitter.com/ARVOinfo)



[facebook.com/ARVOinfo](https://facebook.com/ARVOinfo)



[linkedin.com/company/arvoinfo](https://linkedin.com/company/arvoinfo)



[threads.net/@arvoinfo](https://threads.net/@arvoinfo)



[@arvoinfo.bsky.social](https://bsky.social/@arvoinfo)



**ARVO** Connect

[arvoconnect.arvo.org](https://arvoconnect.arvo.org)

## Speaker Ready Room — 254

- Sat., May 3 7am–6pm
- Sun., May 4 7am–6pm
- Mon., May 5 7am–6pm
- Tues., May 6 7am–6pm
- Wed., May 7 7am–6pm
- Thurs., May 8 7am–2:30pm

For details, see [ARVO.org/Presenters](https://arvo.org/Presenters).

## Poster Presenters

- Exhibit Hall will be open starting at 7am for poster presenters to hang their poster on the day of their presentation.
- All posters must be placed by 30 minutes prior to the first poster session and remain on display the entire day.
- Posters may not be displayed prior to the day of presentation.
- Presenters must be present at their posterboards during their scheduled presentation time on the day of their scheduled presentation and at the end-of-day All Posters session.
- Sunday poster presenters are strongly encouraged to register and print their badges on Saturday.
- Posters must be removed 15 minutes following the All Posters session each day. ARVO is not responsible for poster materials left at the end of day. Posters remaining on the posterboards will be removed and discarded.

For details, see [ARVO.org/Presenters](https://arvo.org/Presenters).

## How to Connect

### Wireless Internet —

Complimentary internet

access is available throughout the convention center. To access the internet, open your device WiFi settings and select ARVO. There is no password.



### Cash at the Meeting

ARVO 2025 is a cashless meeting.

### Salt Lake City Information, Tours and Restaurants

There is a Visitor's Center and information desk staffed by Visit Salt Lake on Level 2 of the convention center, near registration/badge printing. They will provide information about local attractions, shopping, local transportation, tours and restaurants.

### Disabilities or Special Needs

The Salt Palace Convention Center is accessible to the disabled. For assistance, including scooter needs, go to the Meeting Management Office, Room 150G.

### First Aid

The First Aid office is located outside the Grand Ballroom, under the triple escalators. Services will be available during Meeting hours. You may also stop by the Meeting Management Office, Room 150G.

### Lost and Found

All lost items are taken to the Meeting Management Office, Room 150G. Please stop by this office to see if your item has been found.

### Mother's Lounge

Please see staff in Meeting Management, Room 150G, for access to the Mother's Lounge, Room 258.

**Save the date**

**ARVO**  
2026

May 3 – 7  
Denver, Colorado



## Prayer and Meditation Room

The Prayer and Meditation Room is 257AB. Contact the Meeting Management Office, Room 150G, if you have questions.

## Quiet Room

Room 259 is set up as a room where attendees can get a sensory break from the bustle of the meeting.

## Restrooms

Men's and women's restrooms are located throughout the convention center and exhibit halls. There is a single-use, single-stall, all-gender restroom outside of Room 255.

## Recycling

Recycling and compost bins are located throughout the convention center. Help ARVO in our efforts to be environmentally friendly and put your trash in the appropriate receptacle.

## Security Services

If you need assistance while at the convention center, contact Meeting Management, Room 150G.

## Water Bottles/Fountains

Water fountains and bottle-filling stations are located throughout the Salt Palace Convention Center.

### Coat and Bag Check

Complimentary coat and bag check will be available in Exhibit Hall E Hallway/Foyer near the entrance to the Hyatt Regency.

#### Hours:

- Sat., May 3                      7am–6pm
- Sun., May 4                      7am–7pm
- Mon., May 5                      7am–8:30pm
- Tues., May 6                      6am–8pm
- Wed., May 7                      7am–7:30pm
- Thurs., May 8                      7am–5:30pm

ARVO is not responsible for items left at the end of the meeting.

## Concessions

The Salt Palace Convention Center offers several food service options. The concessions do not accept cash, they take Mastercard, VISA, and American Express.

### Exhibit Hall, ARVO Food Hall and session areas

#### Coffee Bars w/Grab and Go

- Drip coffee and grab and go snacks and beverages.

#### Espresso Cart

- Specialty coffee only.

### 2nd level in between rooms 251 and 254

#### Autonomous Market

- Variety of beverages, grab and go meals and snacks.

### ARVO Food Hall — Hall 1\*

#### Stand C

- Rice bowls and bao buns. Variety of meat and vegetarian bowls and buns, beverages, and grab and go snacks.

#### Stand 4

- Classic food stand. Hamburgers, hot dogs, chicken fingers, salads, wraps, beverages, and grab and go snacks.

#### Sugar Bear

- Kettlekorn and fresh roasted nuts.

#### Chile Verde

- Chile Verde is the number one Mexican food concession stands in the state of Utah. Chile Verde focuses on using fresh, high-quality ingredients to prepare made-from-scratch Mexican cuisine. A staple of Chile Verde's menu is the popular made-from-scratch chile verde.

#### Jeeva's Greek Café

- Authentic Greek cuisine. Our dishes are crafted from recipes that have traveled through generations, each bite a testament to our heritage and love for Greek culinary traditions.

#### Pizza

- Serving ready-to-go pizza.

\* Food Hall options are subject to change. Check out the ARVO app for current listings.

Several restaurants and cafes are located near the Salt Palace Convention Center. See [visitsaltlake.com/salt-lake-city/downtown/restaurants](https://visitsaltlake.com/salt-lake-city/downtown/restaurants)

## Food and beverage within a few blocks!

### City Creek Center

50 S Main St.  
shopcitycreekcenter.com/dining

#### Hours:

Mon. – Sat.: 10am-9pm

Sun.: Closed

- Full food court with a variety of grab and go and sit-down options. Features one of the famous Red Iguana locations.

### The Gateway

400 W 200 S  
atthegateway.com/directory/dining

#### Hours:

Mon. – Thurs.: 10am–9pm

Fri. – Sat.: 10am–10pm

Sun.: 12–6pm

- Full food court with a variety of grab and go and sit-down options. Features Pop – Salt Lake’s “dirty soda.”

## Getting Around Salt Lake City

**GREENbike** is Salt Lake City's bike-share program that provides an alternate, green, transportation option to get around downtown.

ARVO members are eligible for unlimited 60-minute rides over the next four days. Download the BCycle app by scanning the QR code. Select “Get a Pass” and then select “4 day Pass,” and enter your personal information. Hit “Promo Code” and enter **ARVO25SLC**, and then hit “Apply.” Remember to dock your bike every 60 minutes to avoid overcharge.

There are 47 bike stations around Salt Lake City. The bike app shows how many bikes and docks are available at every station in real-time.



### Meeting Management Office

Staff will be available in Room 150G throughout the week to assist with Meeting services.

#### Hours:

- Sat., May 3 7am–6pm
- Sun., May 4 7am–6:30pm
- Mon., May 5 7am–7pm
- Tues., May 6 7am–6:30pm
- Wed., May 7 7am–6:30pm
- Thurs., May 8 7am–5pm

### Badge Printing

ARVO 2025 badge printing will be in East Registration Lobby, level 2 of the Salt Palace Convention Center. The registration area includes:

- Badge printing – Registered attendees can simply key in their name and print their badges at a badge printing kiosk.
- Press Badge Pickup – Pre-registered press can key in their name and print their badges at a badge printing kiosk.
- Name Badge Replacement – Replace a lost or forgotten name badge at the Attendee Help Desk for a \$50 fee. Corrections to the badges are free.
- Exhibitor Badge Pickup – All pre-registered exhibitors can simply key in their name and print their badges at a badge printing kiosk.

## Download the ARVO Annual Meeting mobile app

Visit your app store and search for ARVO 2025

Use the mobile app to:

- Build your daily schedule
- Find a speaker, session or poster
- Take notes on a session or poster
- View the convention center maps
- Find an exhibitor



Sponsored by:



**4DMT**

## Badge Printing Hours

Sunday presenters are strongly encouraged to print their badges on Saturday.

- Sat., May 3                    7am–6pm
- Sun., May 4                    7am–6pm
- Mon., May 5                    7am–6pm
- Tues., May 6                    7am–6pm
- Wed., May 7                    7am–6pm
- Thurs., May 8                7am–2:30pm

## Speaker Ready Room — Room 254

All speakers are required to check into the Speaker Ready Room at least four hours in advance of their presentation.

- Sat., May 3                    7am–6pm
- Sun., May 4                    7am–6pm
- Mon., May 5                    7am–6pm
- Tues., May 6                    7am–6pm
- Wed., May 7                    7am–6pm
- Thurs., May 8                7am–2:30pm

For details, see **ARVO.org/Presenters**.

## Press Activities

ARVO invites members of the press to cover paper and poster sessions at the Meeting. Pre-registered press can simply key in their names and print their badges at a badge printing kiosk. Please note that research presented at the Meeting may be proprietary or submitted for publication.

The Press Room is Room 253AB, with some space available for interviews. Please inquire in the Press Room.

## ARVO Fellows

ARVO Fellows in the Class of 2025 may pick up their materials at the Executive/Fellows Lounge, Room 151G of the convention center, during Badge Printing hours. Ribbons for prior year Fellows will also be available.

## Travel Grant Recipients

Pick up your Travel Grant packet which includes your ribbon and certificate at the Information Desk in the registration area, level 2, of the convention center on Saturday. Packets will be available at ARVO Central during the rest of the meeting.

# ARVO + Genentech Keynote

## Opening Keynote

Sun., May 4

10:15–11:45am

Hall 2/3

*Keeping an Eye  
on AI*

**Mutale Nkonde**

CEO, AI for the People



The ARVO+Genentech Keynote is sponsored by the ARVO Foundation through a generous grant from Genentech, a member of the Roche Group.

## ARVO NEI Plenary Session

Thurs., May 8 | 10:15–11:30am | Hall 2/3

*Vision research: Creating new pathways  
in a world built for sight*

This session, a collaboration between ARVO and the National Eye Institute, will highlight research advancements for people with low vision and feature personal stories from researchers, visually impaired scientists and patients. You will learn about the significance of research into assistive devices through the lens of individuals with lived experience and about their critical role in the development of these technologies.

Immediately following the session, speaker Joshua Miele, PhD, will hold a signing of his book, *Connecting Dots: A Blind Life*, in Hall 1.



## Proctor Award and Lecture

Mon., May 5

11:30am–12:15pm | Hall 2/3

*The science of rod-mediated dark adaptation for age-related macular degeneration*

Christine Curcio, PhD,  
FARVO

Cynthia Owsley, PhD,  
MSPH, FARVO



## Friedenwald Award and Lecture

Mon., May 5 | 12:15–1pm | Hall 2/3

*The retina: A mosaic of radial founder cell clones*

Connie Cepko, PhD



## Weisenfeld Award and Lecture

Wed., May 7 | 8:30–9:15am | Hall 2/3

*Regeneration and cancer: Understanding the two sides of the same coin — Stem Cells*

Geeta K. Vemuganti, DNB, FAMS,  
MD, FARVO



## Cogan Award and Lecture

Wed., May 7 | 9:15–10am | Hall 2/3

*Genomic led treatment paradigms for glaucoma*

Alex Hewitt, PhD, FARVO



## **ARVO Distinguished Service Awards**

Distinguished Service Award recipients will be recognized at the General Business Meeting, Tues., May 6, 10:30–11:15am, 155EF.



**Patricia D'Amore**  
**PhD, MBA, FARVO**

Schepens Eye Research Institute  
— Massachusetts Eye and Ear  
Immediate Past President,  
2024 – 2025  
President, 2023 – 2024  
RC Section Trustee, 2019 –2023



**Leopold Schmetterer**  
**PhD, FARVO**

Singapore Eye Research Institute  
Vice President, 2024 – 2025  
PH Section Trustee, 2020 – 2024

## **ARVO Advocacy Awards**

Recipients will be recognized at the General Business Meeting, Tues., May 6, 10:30–11:15am, 155EF.



### **Achievement in Eye and Vision Advocacy Award**

**Dimitrios Karamichos, PhD, MSc**  
The University of North Texas  
Health Science Center/  
Fort Worth College of  
Biomedical and Translational  
Sciences  
Fort Worth, Tex.



### **Emerging Advocate Award**

**Anna Tan, MBBS, MMed, PhD**  
Singapore National Eye Centre  
Singapore

## Joanne G. Angle Award



The Joanne G. Angle Award is the highest service honor to a volunteer professional bestowed by ARVO. This year the award is being presented to Sir Peng Khaw, MD, PhD, FARVO.

Khaw is a professor at the UCL Institute of Ophthalmology and Consultant Ophthalmic Surgeon at Moorfields Eye Hospital in London, UK. He has been an ARVO member for over 20 years, and was the first UK president of the association (2012 – 2013).

Khaw has published over 600 papers, chapters and books; delivered over 36 named lectures, and won over 12 international prizes and awards. He was elected to the UK Academy of Medical Sciences in 2002, NIHR Senior Investigator in 2009, and was knighted in the Queen's Birthday Honours in 2013 for services to ophthalmology

Khaw will be recognized at the General Business Meeting, Tues., May 6, 10:30–11:15am, 155EF.

## The Champalimaud Award Lecture

Tues., May 6 | 6:30–7:30pm | Hall 2/3

The 2024 António Champalimaud Vision Award has been awarded to four distinguished researchers—**Margaret Livingstone, Nancy Kanwisher, Doris Tsao, and Winrich Freiwald**—for their groundbreaking contributions to visual neuroscience.

The award recognizes the collective work by these researchers that demonstrates how the brain processes and recognizes faces, a fundamental aspect of social interaction and human cognition.



## Reviewer, Editor of the Year Awards

New awards are being presented to honor exceptional volunteers on the ARVO journals editorial boards. The awardees will be recognized at the General Business Meeting, Tues., May 6, 10:30–11:15am, 155EF.

## Excellence in Peer Review Award



**IOVS**

**Rajashekhar Gangaraju, MS, PhD,  
FARVO**

University of Tennessee Health Science  
Center



**JOV**

**David Pascucci, PhD**

Lausanne University Hospital;  
University of Lausanne



**TVST**

**Alireza Karimi, PhD**

Oregon Health & Science University

## Excellence in Editorial Service Award



**IOVS**

**Jeremy Guggenheim, PhD, FARVO**

Cardiff University School of Optometry  
and Vision Sciences



**JOV**

**Michael Landy, PhD, FARVO**

New York University



**TVST**

**Pearse Keane, MD, FRCOphth**

Moorfields Eye Hospital

Sun., May 4 ■ Paper Sessions, Keynote, Lectures, etc.

Time	Title/ Section	CME Accredited	Location
8–10am	<b>Innovating vision science and ophthalmology with generative AI and foundation models — Symposium</b>		250
	<b>Extracellular vesicles in the eye: Mechanisms, biomarkers, and therapeutics — Symposium</b>	*	255ABC
	<b>Immunogenetic drivers of precision therapy in ocular disease — Symposium</b>		Ballroom A
10:15– 11:45am	ARVO+Genentech Keynote Series: Mutale Nkonde — Keeping an Eye on AI		Hall 2/3
1–2:45pm	AMD antiVEGF I (RE)		255ABC
	Biometry, Development, and Modeling (VI)		Ballroom H
	Conjunctiva, ocular surface in health and disease (CO)	*	Ballroom D
	Corneal tissue engineering and regenerative medicine (CO)		Ballroom C
	Diabetic Retinopathy Clinical (RE)	*	Ballroom F
	First-in-human and preclinical gene therapies (BI)		Ballroom G
	Genetic factors in lens development and differentiation (LE)	*	255F
	Glaucoma: Posterior segment and optic nerve imaging (GL)	*	250
	Novel genomic approaches to studying complex ocular disease risk and mechanisms (GEN)	*	255D
	OCT/OCTA Clinical Applications (MOI)	*	Ballroom I
	Retina: Latest insights and innovation (CL)	*	Ballroom E
	Retinal Development (RC)	*	Ballroom B
	<b>The translational scientist: Building programs for a brighter future (AP) — Minisymposium</b>	*	255E

# Daily Program

Sun., May 4 ■ Paper Sessions, Lectures, etc.

Time	Title/ Section	CME Accredited	Location
1–2:45pm (continued)	<b>Vice President Session: Advanced retinal imaging (IM) — Minisymposium</b>		Ballroom A
3:15–5pm	<b>Advances in corneal imaging: Novel technology from bench to bedside (CO) — Minisymposium</b>		Ballroom C
	<b>Restoring the retina (VN) — Minisymposium</b>	*	Ballroom J
	Glaucoma: Applications of AI, machine learning, large language models and computational science (GL)		250
	AI in Retina I (RE)		255ABC
	Low Vision Rehabilitation services (LV)	*	255D
	Stem cell and gene therapy (RE)	*	255E
	Diabetic Retinopathy: Mechanism and preclinical studies (RC)	*	255F
	Innovative Strategies For Modulating Ocular Inflammation (IM)	*	Ballroom A
	Retinal cell type development, function and dysfunction (RC)	*	Ballroom B
	Pediatric Ophthalmology (EY)	*	Ballroom D
	Advances in myopia management and clinical trial updates (CL)	*	Ballroom E
	AMD: New drugs, delivery systems, and mechanisms of action I (PH)		Ballroom F
	Glaucoma: Aqueous outflow physiology and tonometry (GL)	*	Ballroom G
	Corneal Surgery (CO)	*	Ballroom H
Myopia: Mechanism of Emmetropization and Eye Growth (AP)	*	Ballroom I	



Sun., May 4 ■ Posters

Time	Session Title	Board #
8–9:45am	Retinoblastoma, Vitreoretinal Lymphoma, and Retinal Vascular Tumors [AP]	A0001-A0029
	Optics: Wavefront aberrations, refractive correction, adaptive optics, and performance [VI]	A0061-A0088
	Clinical Applications in OCT Angiography [MOI]	A0144-A0191
	Corneal Surgery I [CO]	A0239-A0270
	Corneal Surgery II [CO]	A0271-A0297
	Antiinflammatory agents, ocular toxicity, cytokines and growth factors [PH]	A0403-A0438
	Vitreoretinal surgery and retinal detachment I [RE]	A0485-A0538
	AMD: Epidemiology, Treatment and service delivery [CL]	B0134-B0169
	Diabetic retinopathy: Epidemiology, Clinical Practice and Innovations [CL]	B0170-B0222
	Glaucoma: Posterior segment and optic nerve imaging [GL]	B0286-B0304
	Glaucoma: Applications of AI, machine learning, large language models and computational science [GL]	B0323-B0373
1–2:45pm	Visual Psychophysics - Spatial, Color, Motion [VI]	A0089-A0115
	Machine Learning for Segmentation and Other Applications [MOI]	A0192-A0238
	Keratitis [CO]	A0341-A0371
	Treatment of Ocular Inflammatory Disease [IM]	A0372-A0402
	AMD 1 (clinical research) [RE]	B0001-B0054
	AMD Cell Biology [RC]	B0055-B0095
	Cell Biology of the RPE and Choroid [RC]	B0096-B0120
	Photoreceptors and outer retina processing [VN]	B0121-B0259
	Glaucoma: Aqueous outflow physiology and tonometry [GL]	B0374-B0396
	Intraocular pressure and aqueous humor dynamics [PH]	B0397-B0420

Poster board numbers correspond to poster location in the Exhibit Hall.

A = Poster Area A, B = Poster Area B.

Sun., May 4 ■ Posters (continued)

Time	Session Title	Board #
3:15-5pm	Uveal Melanoma [AP]	A0030-A0060
	High Resolution Imaging and Clinical Applications [VI]	A0116-A0143
	Corneal tissue engineering and regenerative medicine [CO]	A0298-A0340
	Retina Miscellaneous I [RE]	A0439-A0484
	Patient reported outcome measures, quality of life and implementation [CL]	B0223-B0248
	Strabismus and Extraocular Muscles [EY]	B0260-B0285
	Glaucoma: Biomechanics and mechanotransduction in the posterior segment and optic nerve [GL]	B0305-B0322
	Ocular disease pathways and biomarkers [BI]	B0421-B0462
	Disease models inform biology [BI]	B0463-B0507
	Mechanisms and Genetics of Lens Development, Aging, and Cataractogenesis [LE]	B0508-B0529
Using multi-omics to understand complex ocular disease [GEN]	B0530-B0569	
5:15-6:15pm	All Posters	

Women in Eye and Vision Research

# WEAVR

## Drop-In Mentoring

**Looking for career guidance from a female perspective?**

Mid- and senior-level ARVO members provide 15 – 30 minute mentoring sessions during ARVO 2025. Meet with a mentor at ARVO Central in the Exhibit Hall, **Sun., May 4 – Wed., May 7, 12–3pm each day.**

No appointment necessary.



Poster board numbers correspond to poster location in the Exhibit Hall. A = Poster Area A, B = Poster Area B.

Mon., May 5 ■ Paper Sessions, Lectures, etc.

Time	Title/ Section	CME Accredited	Location
7–8:30am	NAEVR Defense Briefing		155EF
8:30– 10:15am	AMD Imaging (RE)	*	255ABC
	Corneal cell biology, molecular biology (CO)	*	Ballroom C
	<b>Diabetic eye (RC) — Minisymposium</b>		Ballroom B
	<b>Emerging waves in digital eye health (CL) — Minisymposium</b>	*	Ballroom E
	Emmetropization, Myopia and Peripheral Refraction (VI)		Ballroom H
	Genetic discovery, diagnostics and functional follow ups for rare eye diseases (GEN)	*	255D
	Glaucoma: Biomechanics and mechanotransduction in the posterior segment and optic nerve (GL)		250
	Molecular and Cellular Dynamics of Ocular Melanocytic Lesions (AP)	*	255E
	Molecular mechanisms and gene therapy for glaucoma (BI)	*	Ballroom G
	Neuroprotection, blood flow, ischemia/reperfusion, hypoxia and oxidative stress (PH)	*	Ballroom F
	Pathways and Mechanisms of Cataractogenesis (LE)	*	255F
	Patient-Focused Advances in the Diagnosis and Prognosis of Ocular Inflammatory Disease (IM)	*	Ballroom A
	Photoreceptors and outer retina processing (VN)	*	Ballroom J
	Progress in Adaptive Optics Imaging (MOI)	*	Ballroom I
	Strabismus and Extraocular Muscles (EY)	*	Ballroom D
10:30– 11:15am	Section Business Meetings		
11:30am– 12:15pm	Proctor Medal Award and Lecture		Hall 2/3

# Daily Program

Mon., May 5 ■ Paper Sessions, Lectures, etc.

Time	Title/ Section	CME Accredited	Location
12:15- 1pm	Friedenwald Award and Lecture		Hall 2/3
3-4:45pm	Advances in Imaging Technologies & Applications (MOI)	*	Ballroom I
	AMD antiVEGF II (RE)		255ABC
	AMD Translational Studies (RE)		Ballroom D
	Economic impact of AI tools and treatments (CL)		Ballroom E
	Hot Topics in Glaucoma (GL)	*	250
	<b>Integrated care in older adults with vision impairment: Needs and challenges (LV) — Cross-sectional Group</b>	*	255D
	Keratoconus and collagen crosslinking (CO)	*	Ballroom H
	<b>Lipids and lipids metabolisms in vision and visual disorders (LE) — Minisymposium</b>	*	Ballroom A
	New disease genes and diagnostic approaches (BI)	*	Ballroom G
	Ocular surface, tear film, and lacrimal gland (CO)	*	Ballroom C
	Retinitis pigmentosa and IRD (RE)		Ballroom J
	RPE phagocytosis and metabolism (RC)	*	Ballroom B
	The Evolving Landscape of Retinoblastoma Treatment: New Approaches and Technologies (AP)	*	255E
	Vitreoretinal surgery (RE)	*	Ballroom F

Mon., May 5 ■ Posters

Time	Session Title	Board #
8:30– 10:15am	Retinitis Pigmentosa and IRD I [RE]	A0001-A0044
	New Developments and Technical Improvements in OCT and OCTA [MOI]	A0100-A0131
	Low Vision, Multisensory Impairment, and Aging [LV]	A0232-A0248
	Mental Health, Quality of Life, Perception, and Cognition in Low Vision [LV]	A0249-A0260
	Binocular Vision, Eye Movements, Accommodation and Virtual Reality [VI]	A0261-A0281
	Dry Eye: Non-Clinical Aspects I [CO]	A0476-A0503
	Dry Eye: Non-clinical Aspects II [CO]	A0504-A0532
	Pre-clinical and clinical cell and gene therapy [RC]	B0195-B0220
	Glaucoma Epidemiology, Risk Factors, and Social Determinants [CL]	B0372-B0418
	Advances in Glaucoma Diagnostics, Comorbidities, and Clinical Outcomes [CL]	B0419-B0436
	AI in Retina I [RE]	B0437-B0480
	Corneal disease and drug delivery [PH]	B0481-B0517
	Host-Pathogen Interactions: The Ocular Surface Battle [IM]	B0518-B0553
3–4:45pm	Diagnostic tools and discoveries [BI]	B0554-B0584
	Adaptive optics, microscopy, MRI, ultrasound, and other imaging technologies [MOI]	A0045-A0099
	Vision Impairment epidemiology across the lifecourse [CL]	A0132-A0164
	Global perspectives on eye disease, public health and climate impact [CL]	A0165-A0191
	Social determinants and disparities in eye and vision health outcomes [CL]	A0192-A0231
	Myopia: Development and Management [VI]	A0282-A0312
	Myopia: Structural and Functional Changes [AP]	A0313-A0349
Pediatric Ophthalmology [EY]	A0350-A0368	

Poster board numbers correspond to poster location in the Exhibit Hall.

A = Poster Area A, B = Poster Area B.

Mon., May 5 ■ Posters (continued)

Time	Session Title	Board #
3–4:45pm (continued)	Amblyopia [EY]	A0369-A0392
	Cataract surgery: Treatments and techniques [LE]	A0393-A0422
	Vitreoretinal Surgery and Retinal detachment II [RE]	A0423-A0475
	Corneal cell biology, molecular biology [CO]	A0533-A0550
	Inner retina circuits and function [VN]	B0001-B0020
	Retina: Physiology and pharmacology [PH]	B0021-B0050
	Diabetic Macular Edema: Anti-VEGF [RE]	B0051-B0096
	Retina Miscellaneous II [RE]	B0097-B0151
	Preclinical therapeutics [BI]	B0152-B0194
	AMD Pathology and preclinical studies [RC]	B0221-B0261
	ROP mechanisms and preclinical studies [RC]	B0262-B0295
	Retinal Vascular Diseases (excluding diabetic retinopathy) and Retinopathy of Prematurity I [RE]	B0296-B0348
5–6pm	Innovations in the role of inflammation in ocular disease [IM]	B0349-B0371
	All Posters	

## Future ARVO Annual Meetings

**Denver, Colo.**

May 3 – 7, 2026

[denver.org](http://denver.org)

**Seattle, Wash.**

May 6 – 10, 2029

[visitseattle.org](http://visitseattle.org)

**San Diego, Calif.**

May 2 – 6, 2027

[sandiego.org](http://sandiego.org)

**Montreal, Canada**

April 28 – May 2, 2030

[mtl.org](http://mtl.org)

**Toronto, ON, Canada**

April 30 – May 4, 2028

[destinationtoronto.com](http://destinationtoronto.com)

Poster board numbers correspond to poster location in the Exhibit Hall.

A = Poster Area A, B = Poster Area B.

Tues., May 6 ■ Paper Sessions, Lectures, etc.

Time	Title/ Section	CME Accredited	Location
8:30– 10:15am	Advanced Imaging for Clinical and Functional Applications (VI)	*	Ballroom H
	Advances in cataract surgery (LE)		255F
	<b>AI regulation and implementation in ophthalmology (RE) — Minisymposium</b>		255ABC
	Clinical advances in cell and gene therapy (RC)		Ballroom B
	Corneal Epithelium (CO)	*	Ballroom C
	<b>Cutting-edge immunomodulation in ocular disease: Insights and innovations (IM) — Minisymposium</b>		Ballroom A
	Glaucoma: Latest trends and innovation (CL)	*	Ballroom E
	Glaucoma: Neuroprotection and neurorepair (GL)		250
	Inner retina circuits and function (VN)	*	Ballroom J
	International consortia for genetic disease standards (BI)		Ballroom G
	Intraocular pressure and aqueous humor dynamics (PH)		Ballroom F
	Mobility and Assistive Technology (LV)	*	255D
	Multi-omics in ocular health and disease (GEN)	*	255E
	Progress in Molecular and Animal Model Imaging (MOI)	*	Ballroom I
10:30– 11:15am	General Business Meeting		155EF
11:30am– 1pm	US-China Networking Lunch		155D
1:15–3pm	Big Data Science and Oculomics (CL)		Ballroom E
	<b>Clinical applications of adaptive optics imaging (VI) — Minisymposium</b>	*	Ballroom H

Tues., May 6 ■ Paper Sessions, Lectures, etc.

Time	Title/ Section	CME Accredited	Location
1:15–3pm (continued)	Corneal Endothelium (CO)	*	Ballroom I
	Corneal neuropathy and ocular pain (CO)	*	Ballroom C
	Diabetic retinopathy: Pharmacological agents, targets and mechanisms of action (PH)		Ballroom F
	Eye Movements (EY)	*	Ballroom D
	Glaucoma: Aqueous outflow cell biology, fibrosis and wound healing (GL)	*	250
	Glaucoma: Ocular blood flow and vascular pathophysiology (GL)	*	Ballroom G
	Lens aging and protein chemistry (LE)	*	255F
	<b>Moving beyond association: Innovations in functional interpretation of genetic variants (GEN) — Cross-sectional Group</b>	*	255D
	Myopia: Structural Changes from Retina to Sclera (AP)	*	Ballroom A
	Retinal and Choroidal Neovascularization (RC)	*	Ballroom B
	Retinal Vascular Diseases (excluding diabetic retinopathy) (RE)		255ABC
	RGC function, dysfunction, and central processing (VN)	*	Ballroom J
3:30– 5:15pm	Amblyopia (EY)	*	Ballroom D
	AMD Clinical research I (RE)		255ABC
	AMD Clinical research II (RE)		Ballroom J
	Breaking Barriers: Innovation in Ocular Infection Diagnostics and Antimicrobial Strategies (IM)	*	Ballroom A
	<b>Charting the course from bench to bedside: Lessons learned, common pitfalls, and regulatory approval in ophthalmic drug and device development (GL) — Minisymposium</b>		250



Tues., May 6 ■ Paper Sessions, Lectures, etc.

Time	Title/ Section	CME Accredited	Location
3:30– 5:15pm (continued)	Corneal immunology and neovascularization (CO)	*	Ballroom C
	Diabetic Retinopathy Novel Targets (RC)	*	Ballroom B
	Epstein Award Session	*	255D
	Functional Imaging & New Imaging Biomarkers (MOI)		Ballroom I
	<b>Omics in ophthalmology: Unveiling insights from proteomics, lipidomics, and metabolomics in ocular fluids (BI) — Minisymposium</b>	*	Ballroom G
	Regeneration and reprogramming in the retina and RPE (RC)	*	Ballroom E
6:30– 7:30pm	Champalimaud Vision Award Lecture		Hall 2/3

## Meet the Editors

Stop by ARVO Central to meet the editors of two of ARVO's scientific journals

### Joseph Carroll, PhD, FARVO

Editor-in-Chief, *Investigative Ophthalmology & Visual Science*



### Roy S. Chuck, MD, PhD

Editor-in-Chief, *Translational Vision Science & Technology*



Mon., May 5

1–2:45pm

Tues., May 6

11:30am–1:30pm

Ask about:

- Journal scope
- Peer review
- Best practices for improving your manuscript
- Causes for rejection
- Anything else you've always wanted to know

Tues., May 6 ■ Posters

Time	Session Title	Board #
8:30– 10:15am	Clinical Applications in OCT [MOI]	A0019-A0071
	Myopia: Clinical Trials and Interventions [AP]	A0100-A0136
	Uveitis Epidemiology and Clinical Characterization [IM]	A0137-A0169
	Ocular Surface, Adnexa, and Orbit [AP]	A0171-A0208
	Corneal Endothelium I [CO]	A0209-A0242
	Corneal Endothelium II [CO]	A0243-A0277
	Glaucoma: Aqueous outflow cell biology [GL]	A0374-A0414
	Glaucoma: Fibrosis and wound healing [GL]	A0415-A0426
	Retinal barriers and layers [BI]	A0523-A0550
	AMD 2 (anti-VEGF) [RE]	B0079-B0133
	Retinitis pigmentosa and IRD II [RE]	B0157-B0211
	Neuro Ophthalmology [EY]	B0324-B0377
Retinal Metabolism [RC]	A0504-A0522	
1:15–3pm	Corneal stroma [CO]	A0310-A0341
	Corneal biomechanics [CO]	A0342-A0373
	Glaucoma: Neuroprotection and neurorepair [GL]	A0427-A0480
	AMD 3 (imaging) [RE]	B0024-B0078
	Infectious Disease Frontiers: From Pathogen to Patient [IM]	B0134-B0156
	Retinal Development [RC]	B0250-B0294
	Retinal Regeneration [RC]	B0295-B0323
3:30–5:15pm	Lens Biology and Pathophysiology [LE]	A0001-A0018
	Biometry, Development, and Modeling [VI]	A0072-A0099
	Corneal neuropathy and ocular pain [CO]	A0278-A0309
	AMD: New drugs, delivery systems, and mechanisms of action I [PH]	A0481-A0503
	Diabetic Macular Edema. Clinical research [RE]	B0001-B0023

Poster board numbers correspond to poster location in the Exhibit Hall.

A = Poster Area A, B = Poster Area B.

Tues., May 6 ■ Posters

Time	Session Title	Board #
	Photoreceptor Degeneration [RC]	B0212-B0248
	AI in epidemiology [CL]	B0378-B0416
	Generative AI and Deep Learning in the real world [CL]	B0417-B0451
	Large language models in Ophthalmology [CL]	B0452-B0496
	Electronic Health Record and Big Data Sciences [CL]	B0497-B0522
	Advanced biostatistics and omics research [CL]	B0523-B0540
5:30–6:30pm	All Posters	



**NAEVR**  
National Alliance For  
Eye And Vision Research

### Visit NAEVR, Booth #1719, Exhibit Hall

Hosted by NAEVR's Dan Ignaszewski and Judy Hill

- Learn how you can protect the National Eye Institute and support vision research funding
- Learn about the Alliances' Emerging Vision Scientist Program and how you can get involved
- Learn about other research funding sources, including the Department of Defense (DoD)

### NAEVR's Defense-Related Vision Research Opportunities Session

Mon., May 5, 7–8:30am, 155EF

We'll share insights into the VRP program, vision trauma research gaps, and funding opportunities. The VRP is an important funding stream for researchers of deployment-related eye injuries and visual dysfunction. In addition, past DoD VRP grantees will provide insights on optimizing researchers' responsiveness to funding requests.

[eyereseearch.org](http://eyereseearch.org)

Poster board numbers correspond to poster location in the Exhibit Hall.

A = Poster Area A, B = Poster Area B.

Wed., May 7 ■ Paper Sessions, Lectures, etc.

Time	Title/ Section	CME Accredited	Location
8:30– 9:15am	Weisenfeld Award and Lecture		Hall 2/3
9:15– 10am	Cogan Award and Lecture		Hall 2/3
10:15am– 12pm	AMD Translational II (RE)	*	255E
	Cellular Networks and Inflammatory Mechanisms in the Eye (IM)	*	Ballroom A
	Diabetic Macular Edema: Anti-VEGF (RE)		255ABC
	Dry eye: Clinical aspects (CO)		Ballroom C
	Glaucoma: Lasers and surgery (GL)		Ballroom G
	Glaucoma: Neuroinflammation and neurodegeneration (GL)		250
	Lens Pathophysiology: Inflammation, Fibrosis, and Stress Responses (LE)		255F
	Machine Learning for Segmentation, Classification, and Prediction (MOI)		Ballroom I
	<b>Neuroplasticity in amblyopia (EY) — Minisymposium</b>	*	Ballroom D
	<b>Oculomics: "See" through the eyes (CL) — Minisymposium</b>	*	Ballroom E
	Photoreceptor Development and Degeneration (RC)	*	Ballroom B
	Retina/RPE: Metabolism, physiology and pharmacology (PH)	*	Ballroom F
	Retinal disease and neuronal repair (VN)	*	Ballroom J
	Visual Function I (VI)	*	Ballroom H
2–3:45pm	AMD Clinical research III (RE)		255ABC
	Corneal stroma and biomechanics (CO)	*	Ballroom D
	Decoding Immune Pathways in Ocular Inflammation (IM)	*	Ballroom A
	Dry Eye, Non-clinical Aspects (CO)	*	Ballroom C

Wed., May 7 ■ Paper Sessions, Lectures, etc.

Time	Title/ Section	CME Accredited	Location
2–3:45pm (continued)	Electroretinography: basic mechanisms and disease (VN)	*	Ballroom J
	Foundational Model, LLM, Agentic in Ophthalmology (CL)	*	Ballroom E
	Glaucoma: Big data & data science (GL)	*	250
	i3-guided gene therapy (BI)		Ballroom G
	<b>Innovations in robotically assisted ocular imaging and surgery (MOI) — Cross-sectional Group</b>	*	Ballroom I
	Intraocular lenses and Presbyopia (VI)		Ballroom H
	<b>Protection, rescue, and replacement: Developing gene agnostic treatments for retinal degenerative diseases (RC) — Minisymposium</b>	*	Ballroom B
	Retina/RPE: New drugs, mechanisms of action, and toxicity (RC)		Ballroom F
	Tackling Toxicities and Degenerations (AP)	*	255E
	Vision Impairment, Falls, and Aging (LV)	*	255D

## 2025 Annual Meeting Survey

We want to hear from you! Following the Annual Meeting, all attendees will receive a link to the Annual Meeting Survey. Please take a few minutes to respond and send us your thoughts about how ARVO can continue to improve the Annual Meeting. We appreciate your attendance and look forward to receiving your comments.

Wed., May 7 ■ Posters

Time	Session Title	Board #
10:15am–12pm	AMD 4 (clinical research) [RE]	A0096-A0148
	AI in Retina II [RE]	A0149-A0199
	Functional imaging and New Imaging Biomarkers [MOI]	A0200-A0245
	New gene and drug delivery systems [BI]	A0273-A0301
	Retinal Cell Biology [RC]	A0302-A0315
	Thyroid and Neuro Ophthalmology [EY]	A0383-A0413
	AMD: New drugs, delivery systems, and mechanisms of action II [PH]	A0478-A0501
	Expanding disease genotype and phenotype [BI]	B0001-B0022
	Corneal Epithelium I [CO]	B0023-B0054
	Corneal Epithelium II [CO]	B0055-B0085
	Corneal imaging [CO]	B0146-B0182
	Dry eyes, cornea, cataract and anterior segment and laser refractive [CL]	B0183-B0215
	Glaucoma: Big data & data science [GL]	B0311-B0328
	Mobility, Driving with Low Vision, and Assistive Technology [LV]	B0357-B0374
	Myopia: Mechanisms of Refractive Error and Ocular Development [AP]	B0375-B0418
2–3:45pm	Retinal Vascular Diseases (excluding diabetic retinopathy) and Retinopathy of Prematurity II [RE]	A0001-A0052
	Diabetic Retinopathy: Medical [RE]	A0053-A0095
	Retinal Imaging Reveals Visual and Retinal Function [VI]	A0246-A0272
	Diabetic Retinopathy Mechanisms and Preclinical Studies [RC]	A0316-A0365
	Retinal Vascular Pathology [RC]	A0366-A0382
	Glaucoma: Neuroinflammation and neurodegeneration [GL]	A0414-A0455
	Neuroprotection, blood flow, ischemia/reperfusion, hypoxia and oxidative stress [PH]	A0456-A0477
	RGC function, dysfunction, and central processing [VN]	A0502-A0538

Poster board numbers correspond to poster location in the Exhibit Hall.

A = Poster Area A, B = Poster Area B.

Wed., May 7 ■ Posters

Time	Session Title	Board #
2–3:45pm (continued)	Contact lens [CO]	B0086-B0112
	Corneal immunology and neovascularization [CO]	B0113-B0145
	Cataract surgery: Outcomes and epidemiology [LE]	B0216-B0256
	Glaucoma: Lasers and surgery [GL]	B0257-B0310
	Zooming in: interpreting results from ocular genomic studies [GEN]	B0329-B0356
	Childhood vision and eye disease from prenatal to adolescence [CL]	B0419-B0443
	Refractive error clinical, school and community-based studies [CL]	B0444-B0492
	Advances in refractive error management and measurement innovation [CL]	B0493-B0522
4–5pm	All Posters	

## MIT Poster Award Session and Judging

Wed., May 7 | 5:30–7pm | Hall 1

MIT First Authors of the top five scored poster abstracts from each Scientific Section and Cross-sectional Group will participate in the MIT Outstanding Poster Award Competition. One award recipient from each Scientific Section and Cross-sectional Group will be selected by judges from each scientific section. Award recipients will be selected based on how well a poster displays the abstract's research and on how effectively the MIT First Author discusses the research with the judges and with meeting participants.

All meeting participants are invited to view the competing posters and presentations. Winners will be announced on Thursday in the Annual Meeting e-Update.

**Light refreshments will be served.**

Poster board numbers correspond to poster location in the Exhibit Hall.  
A = Poster Area A, B = Poster Area B.

# Daily Program

Thurs., May 8 ■ Plenary Session, Paper Sessions, Lectures, etc.

Time	Title/ Section	CME Accredited	Location
8–10am	<b>Innovating breakthroughs in ocular gene therapy — Symposium</b>		250
	<b>Implementation science in ophthalmology: Bridging research and practice — Symposium</b>		255ABC
10:15– 11:30am	<b>Vision Research: Creating New Pathways in a World Built for Sight — Plenary Session</b>		Hall 2/3
11:45am– 1:30pm	AI in Retina II (RE)	*	255ABC
	<b>An updated toolkit for genetic analysis: New methods for heritable eye disease (BI) — Minisymposium</b>	*	Ballroom G
	Corneal imaging (CO)	*	Ballroom C
	Drug delivery, anti inflammatory agents and corneal disease (PH)	*	Ballroom F
	Glaucoma: Visual fields and other functional testing (GL)	*	250
	Global and public health, disparities, EHR analysis (CL)		Ballroom E
	Harnessing Innovation in Ocular Virology (IM)	*	Ballroom A
	Lens biology, omics, and physiology (LE)	*	255F
	Myopia: Clinical Features and Interventions (AP)	*	Ballroom D
	Neuro Ophthalmology (EY)	*	255E
	OCT/OCTA Development & Technical Advances I (MOI)	*	Ballroom I
	Retina Miscellaneous Clinical (RE)	*	255D
	Retinal Vasculature (RC)	*	Ballroom B
	Visual Function II (VI)	*	Ballroom H
	Visual system development (VN)	*	Ballroom J
2–3:45pm	<b>AMD: New drugs, delivery systems and mechanisms of action II (PH)</b>		Ballroom F
	Big bio data for health and disease (BI)		Ballroom G



Thurs., May 8 ■ Paper Sessions, Lectures, etc.

Time	Title/ Section	CME Accredited	Location
2–3:45pm (continued)	<b>Cerebral/cortical visual impairment unveiled: Advances in research and future directions (EY) — Minisymposium</b>	*	Ballroom D
	Contact lens (CO)		Ballroom H
	Glaucoma: Tools & advancements in diagnosis, monitoring, telemedicine, and clinical decision making (GL)	*	250
	Innovative Insights into Ocular Surface Immunity (IM)	*	Ballroom A
	Keratitis (CO)	*	Ballroom C
	OCT/OCTA Development & Technical Advances II (MOI)	*	Ballroom I
	Retinal Detachment (RE)	*	Ballroom J
	Retinal lipid metabolism in health and disease (RC)	*	Ballroom B
	<b>Retinal resilience: Exploring hormesis as a therapeutic pathway (RE) — Minisymposium</b>		255ABC

## Join ARVO 2025 Eye-Venture

### How to play

- There are 13 pin designs available for pickup at different locations and times during ARVO 2025.
- Collect 7 different pins and bring them to ARVO Central to enter to win prizes, including free registration to ARVO 2026 in Denver, Colo.

All entries must be submitted by 2pm on Thurs., May 8. Winners will be notified by email.



Thurs., May 8 ■ Posters

Time	Session Title	Board #
8–9:45am	2D and 3D Stem cell disease modeling [RC]	A0029-A0083
	Mechanisms of Retinal Degeneration [RC]	A0084-A0103
	Eye Movements and Visual Function/ Binocular Vision [EY]	A0227-A0254
	Intraocular lenses and Presbyopia [VI]	A0255-A0276
	Image Processing and Machine Learning for Classification [MOI]	A0277-A0324
	AI in Retina III [RE]	A0325-A0371
	Posterior segment imaging and vitreoretinal interface disease [RE]	A0372-A0400
	Toxicities, Degeneration, Development, and More [AP]	A0401-A0448
	AMD: clinical and translational studies [RE]	A0449-A0469
	Electroretinography: basic mechanisms and disease [VN]	A0541-A0561
	Dry eye: Clinical aspects I [CO]	B0001-B0055
	Dry eye: Clinical aspects II [CO]	B0056-B0088
	Glaucoma: Ocular blood flow and vascular pathophysiology [GL]	B0235-B0251
	Glaucoma: Visual fields and other functional testing [GL]	B0252-B0287
	Virtual Reality, Augmented Reality, and Vision Restoration in Low Vision [LV]	B0343-B0357
	Telemedicine, health service delivery and health economic studies [CL]	B0359-B0398
	Ophthalmology residency recruitment, training, and workforce professional development [CL]	B0399-B0432
	11:45am–1:30pm	Gene Therapy [RC]
Retina/RPE: New drugs, mechanisms of action, and toxicity [PH]		A0150-A0185
Biochemical basis of physiology and aging [BI]		A0186-A0226
Inherited and other eye disease [CL]		A0515-A0539
Ocular surface, tear film, and lacrimal gland [CO]		B0089-B0129

Poster board numbers correspond to poster location in the Exhibit Hall.

A = Poster Area A, B = Poster Area B.

Thurs., May 8 ■ Posters

Time	Session Title	Board #
11:45am– 1:30pm (continued)	Conjunctiva, ocular surface in health and disease [CO]	B0130-B0154
	The Evolving Landscape of Uveitis: Immunopathology, Genetic Risk, and Novel Treatment Strategies [IM]	B0188-B0211
	Ocular trauma [CL]	B0212-B0234
	Glaucoma: Tools & advancements in diagnosis, monitoring, telemedicine, and clinical decision making [GL]	B0288-B0342
2–3:45pm	Glial Cell Biology and Glia-Neuron Interactions [RC]	A0104-A0122
	Diabetic retinopathy and Retina/RPE metabolism [PH]	A0123-A0148
	AMD 5 (clinical research) [RE]	A0470-A0498
	Retinal function testing and advanced therapies [RE]	A0499-A0514
	Keratoconus and collagen crosslinking [CO]	B0155-B0187
4–5pm	All Posters	

## What's coming up after ARVO 2025

### Special Interest Group sessions

Join us online for our Special Interest Group (SIG) sessions which will take place virtually in June.

There will be 21 SIG sessions open to all 2025 Annual Meeting attendees and ARVO members at no charge.

### SIG Dates

- Tuesday, June 10
- Thursday, June 12
- Tuesday, June 24
- Thursday, June 26



Learn more about the SIG schedule and sessions.



Poster board numbers correspond to poster location in the Exhibit Hall.  
A = Poster Area A, B = Poster Area B.

## ARVO Social Events

### ARVO Social

Sun., May 4, 7–8:30pm  
Convention Center, Lower Concourse

Join us for an evening of collaboration and networking to kick-off the week of ARVO. Drinks and light refreshments will be served. No ticket purchase required.



### Travel Grant Social

Mon., May 5, 6:30–8pm  
Convention Center, Lower  
Concourse, Adjacent to Hall E

Members-in-Training are invited to join in honoring the 2025 Travel Grant Recipients. Come and mingle with your colleagues and make new acquaintances.

### ARVO Karaoke

Wed., May 7, 8pm–11pm  
**Keys on Main**  
242 S. Main St., Salt Lake City  
Admission \$20\*

Karaoke, always a crowd favorite, is being held at a downtown Salt Lake City piano bar. Admission includes one drink and light snacks. NOTE: You must be 21 years old or older to attend. Identification may be needed to enter the venue.



### ARVO 2026 Denver Kick-Off Reception

Thurs., May 8, 4–5pm  
Convention Center, ARVO  
Central/Poster Hall

Join ARVO as we look forward to the ARVO 2026 Annual Meeting, May 3 – 7.

\*Admission ticket required. Tickets available Saturday in East Registration and Sunday – Wednesday at ARVO Central in the Exhibit Hall. Quantities limited.

# ARVO

# 2025

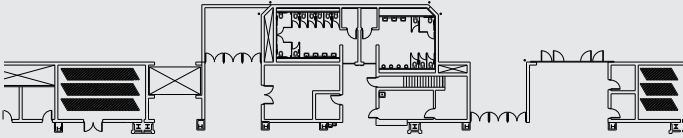
**May 4 – 8**

**Salt Lake City, Utah**

## **Exhibitor Hours**

Sun., May 4	8:30am–5pm
Mon., May 5	8:30am–5pm
Tues., May 6	8:30am–5pm
Wed., May 7	8:30am–5pm

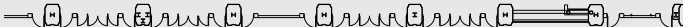
The Association for Research in Vision and Ophthalmology gratefully acknowledges the support of exhibiting companies and Annual Meeting supporters.

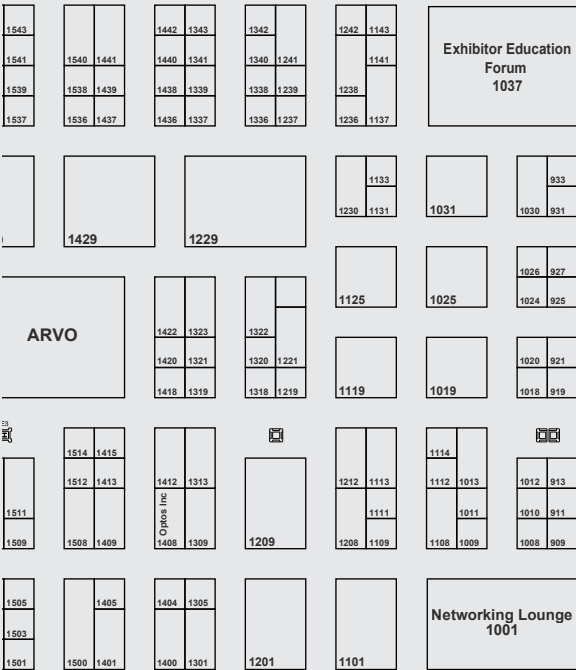
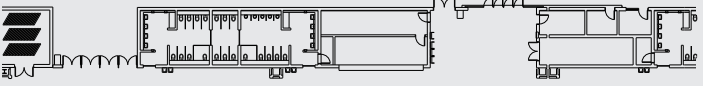


## A Posters

## ← Meeting Suites

Networking Lounge 2236		1941	1942 1843 1940 1841 1936 1839 1936 1837	1842 1743 1840 1741 1838 1739 1836 1737	1742 1643 1740 1641 1738 1639 1736 1637	1642 1640 1638 1636
2129	2132 2033 2130 2031 2128 2029	2032 2030 1931	1932 1930 1831	1729	1629	1529
2224 2125 2222 2123 2220 2218 2119	2122 2023 2021 2118 2019	1925	1825	1824 1725 1723 1820 1818 1719	1419	
2212 2113 2111 2208 2109	2114 2015 2112 2013 2110 2108 2009	1915 2012 1913 2010 2008 1909	D10 1912 1813 1910 1811 1908 1809	1814 1715 1812 1713 1808 1709	1714 1712 1613 1708 1609	D2 1608
2201	2204 2202 2103 2200 2101	2001	2002 1903 1902 1900	1701	1704 1702 1700 1601	1604 1602 1600





B Posters

Entrance

## Exhibits A – Z

**20/20 Onsite** .....2029  
29 Garden St.  
Everett, Mass. 02149  
Jessica McKenzie; 617-812-9453; jmckenzie@2020onsite.com;  
2020onsite.com

**3N Medical Technology Co., Limited** .....1336  
Flat/RM 616, 6/F, 135 Connaught Rd. West  
Sai Wan 10020  
Hong Kong  
Cindy Zhang; 8.6188621362e+12; bo.zhang@3nbio.com; 3neyecare.com

### A

**AbbVie Medical Affairs**.....1708  
1 North Waukegan Rd.  
North Chicago, Ill. 60064  
Meredith Johnson; 800-255-5162; meredith.johnson@abbvie.com;  
abbvie.com

**Aero Pump GmbH**.....2019  
Dr.-Ruben-Rausing-Str. 5  
Hochheim am Main 65239  
Germany  
Rouven Kraus; +49 6146603-115; rouven.kraus@aeropump.de; aeropump.de

**Airdoc** .....1831  
1808 Minor Ave.  
Seattle, Wash. 98101  
Ray Zhang; 734-219-9277; contact@airdoc.com; opticare.ai

**Alcon Vision LLC**.....1209  
6201 South Freeway  
Fort Worth, Texas 76134-2099  
Paula Deaton; 817-366-7900; paula.deaton@alcon.com; alcon.com

**Alkeus**.....1820  
44 Brattle St., 2nd Floor  
Cambridge, Ill. 02138  
Birva Shah; 800-287-2755; birva@alkeus.com; alkeuspharma.com

**Altasciences**.....1930  
575 Armand-Frappier Blvd.  
Laval, QC H7V 4B3  
Canada  
Sophie Dubois; 450-973-6077; sdubois@altasciences.com; calvertlabs.com

**Altris AI**.....1932  
418 Trotting Trail  
Efland, N.C. 27243  
Grant Schmid; 360-241-6897; gschmid@altris.ai; altris.ai



- American Macular Degeneration Foundation** .....1342  
 PO Box 515  
 Northampton, Mass. 01061  
 Matthew Levine; 203-952-9588; mlevine@macular.org; macular.org
- Amgen, Inc.** .....1540  
 One Amgen Center Dr.  
 Thousand Oaks, Calif. 91320  
 Brian Lotterman; 805-447-1000; blotterm@amgen.com; amgen.com
- ANI Pharmaceuticals, Inc.**.....1109  
 210 Main St. West  
 Baudette, Minn. 56623  
 Steve Wu; 404-667-5814; steve.wu@anipharmaceuticals.com;  
 alimerasciences.com
- Apellis Pharmaceuticals** .....2001  
 100 5th Ave.  
 Waltham, Mass. 02451  
 Denise Chan; 617-977-5700; denise.chan@apellis.com
- Aptar Pharma** .....1221  
 250 North Route 303  
 Congers, N.Y. 10920  
 Katie Moran; 845-639-3700; katie.moran@aptar.com; aptar.com
- ARVO** .....1419  
 5515 Security Lane, Suite 500  
 Rockville, Md. 20852  
 Robert Canas; 240-221-2923; rcanas@arvo.org; arvo.org
- Asia-Pacific Academy of Ophthalmology**.....1838  
 c/o The Chinese University of Hong Kong,  
 Dept. of Ophthalmology & Visual Sciences  
 Hong Kong Eye Hospital, 4/F  
 147K Argyle St.  
 Kowloon, Hong Kong  
 Cynthia Wong; (852)39435826; cynthiawong@apaophth.org; apaophth.org
- Association Ocular Pharmacology and Therapeutics** .....1438  
 Department of Ophthalmology  
 Room 402, 1160 West Michigan St.  
 Indianapolis, Ind. 46202-5209  
 Padmanabhan Pattabiraman; 317-274-2652; ppattabi@iu.edu
- Astellas**.....1925  
 2375 Waterview Dr.  
 Northbrook, Ill. 60062-6111  
 Hannah Austin; 800-727-7003; hannah.austin@astellas.com

## Exhibits A – Z

**Aurora Surgical LLC**.....1604  
780 94th Ave. N, Suite 108  
St. Petersburg, Fla. 33702  
Lena Jonsson; 727-821-3303; ljonsson@aurorasurgical.com;  
aurorasurgical.com

**Avirmax, Inc.** .....1008  
25503 Whitesell St.  
Hayward, Calif. 94545  
June Song; 510-641-0201; business@avirmax.com; avirmax.com

## B

**Beacon Therapeutics** .....1900  
One Kendall Square  
1400W, Suite 14102  
Cambridge, Mass. 02139  
Antoinette Scibelli; 617-843-5737; ascibelli@beacontx.com; agtc.com

**Beijing Visual Science and Translational Eye Research Institute (BERI)**.....1738  
Beijing Tsinghua Changgung Hospital, Building 3  
168 Litang Rd., Changping District  
Beijing, China  
Yunuan Wang; 15964316972; wangyunuan@mail.tsinghua.edu.cn; med.  
tsinghua.edu.cn/info/1036/5081.htm

**BioSpherix LLC**.....2128  
25 Union St.  
PO Box 279  
Parish, N.Y. 13131  
Sue Scheuch; 315-387-3414; sscheuch@biospherix.com; biospherix.com

**Bitfount**.....2036  
1 Phipp St.  
London, EC2A 4PS  
United Kingdom  
Muhammad Baqir; 7495122902; baqir@bitfount.com; bitfount.com

**Bloomage Biotechnology USA, Inc.** .....1836  
181 New Rd., SUITE 308  
Parsippany, N.J. 07054  
Gavin Lee; 973-396-7691; lixq@bloomagebioactive.com;  
bloomagebioactive.com/En

**BlueRock Therapeutics** ..... 1712, MS4  
238 Main St., 3rd Floor  
Cambridge, Mass. 02142  
Denise Thompson; 415-272-1843; dthompson@bluerocktx.com;  
bluerocktx.com

**Boehringer Ingelheim International GmbH** .....1629  
 Binger Str. 173  
 Ingelheim, 55216  
 Germany  
 Dunja Wiese; 4961320; dunja.wiese@boehringer-ingelheim.com;  
 boehringer-ingelheim.com

**BrightFocus Foundation** .....1412  
 22512 Gateway Center Dr.  
 Clarksburg, Md. 20871  
 Mekliti Bekele; 301-675-7717; mbekele@brightfocus.org; brightfocus.org

## C

**Callan Pharma Services**.....1702  
 3802 Spectrum Blvd., Suite 120  
 Tampa, Fla. 33612  
 Kevin Sill; 813-892-9520; contact@callanpharma.com; callanpharma.com

**Cambridge Research Systems** .....1725  
 80 Riverside Estate  
 Sir Thomas Longley Rd.  
 Rochester, Kent ME2 4BH  
 United Kingdom  
 Caterina (Katia) Ripamonti; -8804; c.ripamonti@crsltd.com; crsltd.com

**Celanese**.....1637  
 222 W. Las Colinas Blvd, Suite 900N  
 Irving, Texas 75039  
 Cyonna Holmes; 469-323-6501; cyonna.holmes@celanese.com;  
 nutrinova.com

**Center for Visual Science, Univ. of Rochester**.....1018  
 601 Elmwood Ave., RM G4110  
 Rochester, N.Y. 14620  
 Paula Losey; 585-275-8663; paula.losey@rochester.edu; rochester.edu

**Centre for Eye and Vision Research**.....2009  
 17W, Hong Kong Science Park, Room 901-903,  
 Pak Shek Kok, Sha Tin  
 Hong Kong  
 Sabrin Tsui; +852 5208 6310; amm@cevr.hk; cevr.hk

**Cerebral Mechanics, Inc.** .....2222  
 16 East Glen Pl., SE  
 Medicine Hat, AB T1B 2X1  
 Canada  
 Shauna Pringle; 403-360-3195; shauna@cerebralmechanics.com;  
 cerebralmechanics.com

**Charles River** .....1415  
 251 Ballardvale St.  
 Wilmington, Mass. 01887-1000  
 Kerri Keane; 774-329-1679; kerri.keane@crl.com; criver.com

# Exhibits A – Z

**Choroideremia Research Foundation .....1901**  
23 E. Brundreth St.  
Springfield, Mass. 01109  
Kathi Wagner; 800-210-0233; kathiwagner@curechm.org; curechm.org

## D

**Diagnosys LLC.....1608**  
55 Technology Dr., Suite 100  
Lowell, Mass. 01851  
Agatha Gornisiewicz; 978-458-1600; agatha@diagnosysllc.com;  
diagnosysllc.com

**Doheny and UCLA Stein Eye Institutes .....1025**  
150 N. Orange Grove  
Los Angeles, Calif. 91103  
Cecilia Zamudio; 323-342-7106; cczamudio@doheny.org; doheny.org

## E

**EarlySight SA.....1918**  
Ave. de Sécheron 15  
Geneva 1202  
Switzerland  
Benedetto Sgroi; 3.9335729935e+11; benedetto.sgroi@earlysight.com;  
earlysight.com

**Emmes.....1508, 1613**  
401 North Washington St., Suite 700  
Rockville, Md. 20850  
301-251-1161; emmes.com

**Encompass Pharmaceutical Services, Inc.....1509**  
150 Technology Pkwy  
Peachtree Corners, Ga. 30092  
Rick Coulon; 770-330-1659; rick.coulon@accuitis.com;  
encompass-pharma.com

**Epsilon USA .....1600**  
13851 Roswell Ave, Suite I  
Chino, Calif. 91710  
Mohammed Ibrahim; 909-984-4614; epsilonusa1@gmail.com; epsilonusa.com

**eSight - By Gentex Corporation .....1437**  
600 N. Centennial St.  
Zeeland, Mich. 49464  
Jeremy Maat; 616-772-1800; jeremy.maat@gentex.com; esighteyewear.com

**Espansione Group.....2023, 2122**  
Blocco 27 Via Degli Orefici 152 Centergross  
Funo, Bologna 40050  
Italy  
Riccardo Nicoletti; 3.9051890161e+11; info@espansione.it;  
espansionegroup.it

- EssilorLuxottica**.....2129  
 147 Rue de Paris  
 Charenton-le-Pont, 94220  
 France  
 Houda Elhimdy; 33772047479; elhimdyh@essilor.fr; essilorluxottica.com/en/
- Eurofins Medical Device Testing**.....1413  
 2425 New Holland Pike  
 Lancaster, Pa. 17601  
 Rhianne Conrad; 717-656-2300; Medical-Device@bpt.eurofinsus.com;  
 eurofins.com/medical-device
- Eversight** .....1824  
 6700 Euclid Ave, Suite 101  
 Cleveland, OH 44103  
 Onkar Sawant, PhD; 979-204-0987; osawant@eversightvision.org;  
 eversightvision.org
- Excalibur Pathology, Inc.** .....1740  
 5830 N Blue Lake Dr  
 Norman, OK 73069-8057  
 Paula Pierce; 405-759-3953; paula@excaliburpathology.com;  
 excaliburpathology.com
- EXODUS BIO** .....1543  
 160 E. Tasman Dr.  
 San Jose, Calif. 95134  
 Johnny Zheng Zhuang; 814-777-8586; service@exodusbio.com;  
 exodus-bio.com
- Experimentica Ltd.** .....1825  
 Mikrokatu 1, PO Box 1199  
 Kuopio  
 Finland  
 Giedrius Kalesnykas; -8122; info@experimentica.com; experimentica.com
- Exsera BioLabs**.....1700  
 1775 Aurora Ct. Room M20-3201N  
 Aurora, Colo. 80045  
 Ally Weick; 303-724-7592; allyson.weick@cuanschutz.edu
- Eye Valley China** .....1101  
 100 luozhong North St.  
 Wenzhou, Zhejiang  
 China  
 Yuan Chang; 4049561285; Bd@eyevalley.org; eyevalley.org/en/
- EyeCare Partners**.....1638  
 15933 Clayton Rd.  
 Ballwin, Mo. 63011  
 JenniferPickett; 636-227-2600; doctorrecruiting@eyecare-partners.com;  
 eyecare-partners.com

## Exhibits A – Z

**EyeCRO** .....1125  
5301 N. Beverly Dr.  
Oklahoma City, Okla. 73105  
Rafal Farjo; 405-271-2557; rfarjo@eyecro.com; eyecro.com

**Eyenuk, Inc.**.....2008  
5850 Canoga Ave., Suite 250  
Woodland Hills, Calif. 91367  
Claude Greer; 818-835-3585; claude.greer@eyenuk.com

**Eyescreen, Inc.**.....1020  
4531 S. Countrylane Rd.  
Millcreek, Utah 84117  
Jordan Allen; 385-285-5220; jordan.allen@eyescreenlab.com;  
eyescreenlab.com

### F

**Fortrea** .....1910  
8 Moore Dr.  
Durham, N.C. 27709  
Ashley Oliveros; 317-292-0734; ashley.oliveros@fortrea.com; fortrea.com

### G

**Gene Tools LLC** .....1225  
1001 Summerton Way  
Philomath, Ore. 97370  
Zhengfeng Li; 541-929-7840-1011; zli@gene-tools.com; gene-tools.com

**Genentech, A Member of the Roche Group**.....1119  
1 DNA Way  
South San Francisco, Calif. 94080  
Eileen Musser; 650-255-1000; emusser@external.gene.com; gene.com

**Genesis Drug Discovery & Development (GD3)** .....1322  
2439 Kuser Rd.  
Hamilton, N.J. 08690  
Stephanie Thompson; 844-272-8234; Sthompson@gd3services.com;  
pharmoptima.com

**Gerresheimer AG** .....2110  
Klaus-Bungert-Str. 4 40468 Düsseldorf  
Düsseldorf, 40468  
Germany  
Alina Kuhle; 4.9152900331e+12; alina.kuhle@gerresheimer.com;  
gerresheimer.com/en/home

**Global Genes** .....2031  
28 Argonaut, Suite 150  
Aliso Viejo, Mass. 92656  
Karmen Trzupek; 503-753-3230; karmen.trzupek@globalgenes.org;  
globalgenes.org

**Good-Lite Company** .....1937  
 1155 Jansen Farm Dr.  
 Elgin, Ill. 60123  
 Donovan Livingston; 847-841-1145; exhibits@good-lite.com; good-lite.com

## H

**Haag-Streit USA**.....1809  
 3535 Kings Mills Rd.  
 Mason, Ohio 45040  
 Genevieve Fay; 513-609-3014; genevieve.fay@haag-streit.com;  
 haag-streit-usa.com

**Hamamatsu Corporation**.....1137  
 360 Foothill Rd.  
 Bridgewater, N.J. 08807  
 Calvin Waller; 908-231-0960; cwaller@hamamatsu.com; hamamatsu.com

**Heidelberg Engineering, Inc.**.....1201  
 10 Forge Parkway  
 Franklin, Mass. 02038  
 Deanne Redick; 508-530-7847; deanne.redick@heidelbergengineering.com;  
 heidelbergengineering.com

## I

**icare USA**.....1108  
 8601 Six Forks Rd., Suite 310  
 Raleigh, N.C. 27615  
 Luca Zalunardo; 888-422-7313; infousa@icare-world.com; icare-usa.com

**Ichor Life Sciences, Inc.**.....1837  
 2561 US Route 11  
 LaFayette, N.Y. 13084  
 315-677-8400; marketing@ichorlifesciences.com; ichorlifesciences.com

**Imagine Eyes**.....1409  
 18 rue Charles de Gaulle  
 Orsay, 91400  
 France  
 Laurent Vabre; 33-164-861-566; lvabre@imagine-eyes.com; imagine-eyes.com

**Infocus clinical research**.....1242  
 105 Continental Place  
 Nashville, Tenn. 37027  
 Alexa Erazo; 615-312-8295; info@infocusclinical.com; infocusclinical.com

**Intalight, Inc.** .....1912  
 160 E. Tasman Dr., Suite107  
 San Jose, Calif. 95134  
 Fangzhen Huang; 408-520-3557; info@intalight.com; intalight.com

## Exhibits A – Z

- Integral BioSystems LLC** .....1321  
23 Crosby Dr. Suite 100A  
Bedford, Mass. 01730  
Dave Karasic; 617-820-8483; dkarasic@integralbiosystems.com;  
integralbiosystems.com
- International Society for Eye Research** .....1714  
655 Beach St.  
San Francisco, Calif. 94109  
Olushade Unger; 415-561-8569; mail@iser.org; iser.org
- InVision BioResources** .....1936  
4616 25th Ave., NE, Suite 232  
Seattle, Wash. 98105  
Preston Van Hooser; 206-940-3176; preston@invisionbio.com; inversionbio.com
- Iris Pharma** .....1400  
Allee Hector Pintus  
La Gaude, 06610  
France  
33-493-594-959; marketing@iris-pharma.com; iris-pharma.com
- IUVO** .....1030  
3070 Brisol St., Suite 530  
Costa Mesa, Calif. 92626  
Shannon Stoddard; 714-460-7363; stoddard.s@promedica-intl.com;  
promedica-intl.com
- J**
- JAMA Network** .....1814  
330 N. Wabash Ave., Suite 39300  
Chicago, Ill. 60611  
Milletta Jackson-Bates; 312-464-4868; millette.jackson-bates@ama-assn.org;  
ama-assn.org
- JOINN-Laboratories (suzhou), Inc.** .....1808  
57 Union St.  
Worcester, Mass. 01608  
Deborah Curry; 781-927-5523; dcurry@biomere.com; joinnbio.com
- Jorvec Corp.** .....2108  
6860 S.W. 81st St.  
Miami, Fla 33143  
Edward Miskiel; 305-668-6102; info@jorvec.com; jorvec.com
- JuneBrain, Inc.** .....2130  
101 W. Dickman St., Suite 703  
Baltimore, Md. 21230  
Samantha Scott; 650-380-7190; info@junebrain.com; junebrain.com



## K

- KCT Data, Inc.** .....1237  
 11877 Douglas Rd., Suite 102-146  
 Alpharetta, Ga. 30005  
 Kim Truett; 678-372-0989; kimtruett@kctdm.com
- Keeler Instruments** .....1305  
 3222 Phoenixville Pike, Bldg 50  
 Malvern, Pa. 19355  
 Shane Breen; 610-353-4350; sbreen@keelerusa.com; keelerusa.com
- Konan Medical USA, Inc.** .....1418  
 15770 Laguna Canyon Rd., Suite 150  
 Irvine, Calif. 92618  
 Ian McMillan; 949-576-2200; tradeshow@konanmedical.com;  
 konan-usa.com
- Kugler Publications** .....1514  
 P.O. Box 20538  
 Amsterdam, 1001NM  
 Netherlands  
 Simon Bakker; 31-20-684-5700; simonbakker@kuglerpublications.com;  
 kuglerpublications.com

## L

- Labcorp** .....1501  
 531 S. Spring St.  
 Burlington, N.C. 27215  
 Alla Vaynshteyn; 888-522-2677; vaynsha@labcorp.com; covance.com
- LENZ Therapeutics** .....2010  
 445 Marine View Ave., Suite 320  
 Del Mar, Calif. 92014  
 Thalia Gotsis; 520-351-9992; thalia@lenz-tx.com; lenz-tx.com
- Lexitas Pharma Services, Inc.** .....1323  
 5425 Page Rd., Suite 410  
 Durham, N.C. 27703  
 Andie Woodson; 949-584-3839; andie.woodson@lexitas.com;  
 lexitaspharma.com
- Lions Gift of Sight** .....1420  
 1000 Westgate Dr., Suite 260  
 Saint Paul, Minn. 55114  
 Ching Yuan; 612-626-2682; LGS-research@umn.edu; aGiftofSight.org
- Lions World Vision Institute** .....1318  
 1410 N. 21st St.  
 Tampa, Fla. 33605  
 Heidy Gonzalez; 813-289-1200; HGonzalez@lionseyeinstitute.org;  
 lionseyeinstitute.org

## Exhibits A – Z

- LIV Medical Technology, Inc.**.....2002  
301 West 29th St., Suite 2004  
Baltimore, Md. 21211  
HyunchulKim; 443-915-6706; hyunckim@livmedtech.com
- LKC Technologies, Inc.** .....1313  
2 Professional Dr., Suite 222  
Gaithersburg, Md. 20879  
Tori Loch; 301-840-1992; tloch@lkc.com; lkc.com
- Lumedica Vision** .....1737  
404 Hunt St.  
Durham, N.C. 27701  
Tori Brock; 919-244-2128; tori.brock@lumedica.com;  
lumedicavision.com
- LumiThera, Inc.**.....1241  
19578 10th Ave. NE, Suite 200  
Poulsbo, Wash. 98370  
Allison Dabney; 844-342-3333; adabney@lumithera.com
- M**
- M&S Technologies**.....1422  
5715 W. Howard St.  
Niles, Ill. 60714  
Susan Tanaka; 847-763-0500; stanaka@mstech-eyes.com;  
mstech-eyes.com/index.php
- machineMD, Inc.** .....1404  
1 Broadway  
Cambridge, Mass. 02142  
Avantika Naidu; 205-222-6117; phil.norris@machinemd.com;  
machinemd.com
- Med Learning Group** .....925  
1325 6th Ave, 28th Floor  
New York, N.Y. 10019  
Kristen Marks; 207-847-0613; kmarks@medlearninggroup.com;  
vision-relief.com
- Medical Volume Annotator — MVA.ai** .....2212  
Staudingergasse 17-19  
Vienna 1200  
Austria  
René Donner; 4.3699111032e+12; rene@mva.ai; mva.ai
- MediNect Bioservices Ltd**.....1902  
63 University Rd.  
Belfast BT71NF  
United Kingdom  
James Bojdo; 7708069887; james@medinect.co.uk; medinect.co.uk

- MedOne Surgical** .....2118  
 670 Tallevast Rd.  
 Sarasota, Fla. 34243  
 Bruce Beckstein; 941-359-3129; bbeckstein@medone.com; MedOne.com
- MeltPrep** .....1639  
 Nikolaiplatz 4  
 Graz 8020  
 Austria  
 Valentina Troiss; 4.3677624011e+12; office@meltprep.com; meltprep.com
- MERIT** .....1429  
 6527 Normandy Lane, #100  
 Madison, Wisc. 53719  
 Stacy Sanderson; 608-284-8810; ssanderson@meritcro.com; eyekor.com
- Metis Genetics** .....1111  
 101 S. Coit Rd., Suite 36-118  
 Richardson, Texas 75080  
 Maranda Lunning; 844-463-8474; maranda.lunning@metisgenetics.com;  
 metisgenetics.com
- Metrovision** .....1319  
 4 rue des Platanes  
 Perenchies 59840  
 France  
 Jacques Charlier; 33-32-017-1956; charlier@metrovision.com; metrovision.com
- Miracles In Sight** .....1812  
 3900 Westpoint Blvd., Suite F  
 Winston Salem, N.C. 27103  
 Taylor Vanek; 336-765-0932; tvanek@miraclesinsight.org; miraclesinsight.org
- Mosaic Biosciences** .....2021  
 5710 Flatiron Pkwy.  
 Boulder, Colo. 80301  
 Maran Sprouse; 6025100131; mara@mosaicbio.com; mosaicbio.com
- N**
- Nanoscope Instruments** .....1341  
 1312 Brown Trail, Suite D  
 Bedford, TX 76022  
 Sulagna Bhattacharya; 626-244-5300; ceo@nanotherapeutics.com;  
 nanotherapeutics.com
- Nanoscope Therapeutics** .....1337  
 2777 N. Stemmons Frwy., Suite 1102  
 Dallas, Texas 75207  
 Nanoscope Therapeutics Stephens; 415-860-3113;  
 accounts@nanotherapeutics.com; nanotherapeutics.com

## Exhibits A–Z

- National Alliance for Eye and Vision Research** .....1719  
5515 Security Lane, Suite 500  
Rockville, Md. 20852  
Dan Ignaszewski; 240-221-2905; Dan@eyeresearch.org; eyeresearch.org
- National Disease Research Interchange** .....1640  
Three Parkway, 1601 Cherry St.  
Philadelphia, Pa. 19102  
Anne Voorhees; 267-631-2409; avoorhees@ndriresource.org; ndriresource.org
- National Eye Institute** .....1529  
31 Center Dr., Room 6A32  
Bethesda, Md. 20892-1860  
Kathryn DeMott; 240-383-8279; kathryn.demott@nih.gov; nei.nih.gov
- Nemera** .....1915  
63 Ave. Tony Garnier  
Lyon, Rhone-Alpes 69007  
France  
Laura Lambert; 33618297286; laura.lambert@nemera.net; nemera.net
- Netra Systems, Inc.** .....1940  
7041 Koll Center Parkway, Suite 170  
Pleasanton, Calif. 94566  
Manish Kulkarni; 925-400-9362; manish@diagsosys.com
- Newcells Biotech** .....1602  
Newcells Biotech, The Biosphere  
Drayman's Way, Newcastle Helix  
Newcastle NE4 5BX  
United Kingdom  
James Cartwright; 4.4191580618e+11; james.cartwright@newcellsbiotech.co.uk;  
newcellsbiotech.co.uk
- Nidek** .....1301  
2040 Corporate Court  
San Jose, Calif. 95131-1753  
Hiro Matsuzaki; 408-468-6400; trade\_show@nidek.com; nidek.com
- NKT Photonics Inc.** .....1010  
23 Drydock Ave., Suite 410E  
Boston, Mass. 02210  
Carlo Alonzo; 339-227-7775; carlo.alonzo@nktphotonics.com;  
nktphotonics.com
- NOF Corporation** .....1009  
One North Broadway, Suite 912  
White Plains, N.Y. 10601  
Hiroko Hutchings; 914-681-9790; info@nofamerica.com; nofamerica.com

- Northern Bio**..... 1012  
 1210 Pontaluna Rd.  
 Norton Shores, Mich. 49456  
 Mark Johnson; 231-759-2333; mark.johnson@nbrlab.com;  
 northernbiolab.com
- O**
- Oakwood Labs**.....2030  
 7670 First Place, Suite A  
 Oakwood Village, Ohio 44146  
 Mark Ilhan; 440-703-3615; milhan@oakwoodlabs.com
- Ocugen** ..... 1238  
 11 Great Valley Parkway  
 Malvern, Pa. 19355  
 John dEsterhazy; 484-328-4775; john.desterhazy@ocugen.com;  
 ocugen.com
- Ocular Instruments**.....1309  
 2255 116th Ave., NE  
 Bellevue, Wash. 98004  
 Customer Service; 425-455-5200; contact@ocularinc.com; ocularinc.com
- Ocular Therapeutix Inc.**.....2012  
 15 Crosby Dr.  
 Bedford, Mass. 01730-1425  
 Wesley Araujo; 781-357-4000; waraujo@ocutx.com; ocutx.com
- Oculus, Inc** ..... 1113  
 17721 59th Ave. NE  
 Arlington, Wash. 98223  
 Michelle Stoecklin; 425-670-9977; sales@oculususa.com; oculususa.com
- OcuMetrics, Inc**..... 1503  
 3301 Middlefield Rd.  
 Palo Alto, Calif. 94306  
 Bruce Ishimoto; 650-960-3955; brucei@ocumetrics.com; ocumetrics.com
- OcuScience** ..... 1208  
 2764 N. Green Valley Pkwy, Suite 262  
 Henderson, Nev. 89014  
 Daniel Lindgren; 816-529-5712; d.lindgren@goevoq.com; ocuscience.us
- OcuSciences, Inc.**..... 1338  
 2890 Carpenter Rd., Suite 1800  
 Ann Arbor, Mich. 48108  
 Kurt Riegger; 734-623-9434; info@ocuscience.com; ocuscience.com
- OHSU Casey Eye Institute** ..... 1112  
 515 S.W. Campus Dr.  
 Portland, Ore. 97239  
 Leslie Lesner; 503-494-7917; lesner@ohsu.edu; ohsu.edu/casey

## Exhibits A – Z

- Olleyes** .....1642  
350 Springfield Ave., Suite 200  
Summit, N.J. 07901  
Daniela Medina; 855-655-3937; info@olleyes.com; olleyes.com
- Optopol Technology** .....2125  
3030 Elizabeth St.  
Dallas, N.C. 75204  
Greylyn Padula; 919-605-3078; greylyn@optopolusa.com; optopol.com
- Optos Inc.** .....1408  
500 Nickerson Rd., Suite 201  
Marlborough, Mass. 01752  
Emily Vieira; 508-787-1585; ; optos.com
- Ora, Inc.** .....1701  
300 Brickstone Square  
Andover, Mass. 01810  
Steve Beaven; 978-685-8900; stbeaven@oraclinical.com;  
oraclinical.com
- OSOD LLC** .....1500  
6527 Normandy Ln., Suite 100  
Madison, Wisc. 53719  
Stacy Sanderson; 608-206-3614; ssanderson@meritcro.com;  
ocularservices.com
- P**
- PharmaLegacy Laboratories** .....2218  
Building 7, 388 Jialilue Rd., Zhangjiang High-Tech Park  
Shanghai  
China  
Aimee Duan; 6178039415; aimee.duan@pharmalegacy.com;  
pharmalegacy.com
- Pharmaron**.....1212  
436 Creamery Way, Suite 400  
Exton, Pa. 19341  
Kelly Merroth; 267-962-6655; kelly.merroth@pharmaron.com;  
absorption.com
- Phelcom Technologies LLC**.....2013  
The Village Works, 769 Centre St.  
Boston, Mass. 02130  
Amanda Arthur; 857-265-6200; international@phelcom.com; phelcom.com
- Philophos, Inc.** .....1908  
#407, 172, Dolma-ro, Bundang-gu, Seongnam-si, Gyeonggi-do  
Seongnam-si 13605  
South Korea  
+82.70.4652.3494; sales@philophos.com; philophos.com

- Phoenix MICRON** .....1019  
 543 N.W. York Ave., Suite 100  
 Bend, Ore. 97703  
 Chris Siville; 541-668-7539; sales@phoenixmicron.com;  
 phoenixreslabs.com
- Physical Sciences Inc.** .....1131  
 20 New England Business Center  
 Andover, Mass. 01810  
 Mircea Mujat; 978-738-8254; mujat@psicorp.com; psicorp.com
- Powered Research** .....1609  
 PO Box 14650  
 Durham, N.C. 27709  
 David Culp; 984-960-2443; dculp@poweredresearch.com; poweredresearch.com
- Precision Vision, Inc.** .....1230  
 1725 Kilkenny Court  
 Woodstock, Ill. 60098  
 Jessica Kopidlansky; 815-223-2022; info@precision-vision.com;  
 precision-vision.com
- PreventionGenetics LLC** .....2000  
 3800 S Business Park Ave.  
 Marshfield, Wisc. 54449  
 Kristina Hamill; 715-387-0484; khamill@exactsciences.com;  
 preventiongenetics.com
- PriMed Non-human Primate Research Center of  
 Sichuan PriMed Shines Bio-tech Co., Ltd.** .....1511  
 B4-501, Tianfu Science Technology Park  
 No.88 Keyuan South Rd., Hi-tech Zone  
 Chengdu, Sichuan Province 610041  
 China  
 Mingling Wu; 86-28-85921823; wuml@scprimed.com; PriMed.com.cn
- ProMed Pharma LLC** .....1713  
 15600 Medina Rd.  
 Plymouth, Minn 55447  
 James Arps; 763-331-3800; jim.arps@promedpharmallc.com;  
 promedmolding.com
- Pupil Labs GmbH** .....1340  
 Sanderstr. 28  
 Berlin 12047  
 Germany  
 Neil Thomas; 4.9170542236e+11; nmt@pupil-labs.com; pupil-labs.com

## R

- Regeneron**.....1229  
777 Old Saw Mill River Rd.  
Tarrytown, N.Y. 10591  
McKenna Dressel; 914-847-7000; mckenna.dressel@regeneron.com;  
regeneron.com
- Reichert/AMETEK**.....1739  
3362 Walden Ave.  
Depew, N.Y. 14043  
Philip Hastings; 716-329-1944; philip.hastings@ametek.com; reichert.com
- Remidio Innovative Solutions** .....1320  
11357 Nuckols Rd., #102  
Glen Allen, Va. 23059  
Erik Hafkey; 888-627-1416; Erik@remidio.com; remidio.com
- RetinAI US, Inc.**.....1031  
Freiburgstrasse 3  
Bern 3010  
Switzerland  
Carlos Ciller; 34645928891; info@retinai.com; retinai.com
- RetinSight GmbH**.....1931  
Elisabethstrasse 13/1/13  
1010 Vienna  
Austria  
Klaudia Schuh; +43 1 5813 881; klaudia.schuh@retinsight.com; retinsight.com
- Review of Ophthalmology** .....1405  
19 Campus Blvd., Suite 101  
Newtown Square, Pa. 19073  
Michael Hoster; 610-492-1028; mhoster@jobson.com; jhihealth.com
- Robotrak Technologies Co., Ltd.** .....1819  
6th Floor, Building No.8, 119 Ruanjian Ave, Yuhuatai District,  
Nanjing, Jiangsu Province 21000  
China  
Jie Zhang; 8.6199517804e+12; admin@robotrak.cn; robotrak.cn
- Roche**..... MS5  
Shire Park, 6 Falcon Way  
Welwyn Garden City, Herts AL7 1TW  
United Kingdom  
Sally Clayton; 44-7500-126677; sally.clayton@roche.com; roche.com
- Roland Consult Stasche & Finger GmbH**.....1715  
Heidelberger Strasse 7  
Brandenburg/ Havel 14772  
Germany  
Joachim Finger; +49 3381 890 1034; j.finger@roland-consult.de;  
wroland-consult.com



**Rommelag USA**.....1743  
 23905 Meadow Dr., Suite 9  
 Evergreen, Colo. 80439  
 Emily Miller; 303-674-8333; mail.romus@rommelag.com; rommelag.com

## S

**SenoGen GmbH**.....1442  
 Raiffeisenstr. 5e  
 Rodgau 63110  
 Germany  
 Natalie Stühler; 4.9610682247e+11; info@senogen.net; senogen.net

**Sever Pharma Solutions** .....1641  
 36 Ridge Rd.  
 Putnam, Conn. 06260  
 Rob Sterling; 860-630-4524; rsterling@severpharmasolutions.com

**Shandong Topscience Biotech CO., LTD** .....2111  
 98 Lanshan West Rd., Lanshan District  
 Rizhao, Shandong  
 China  
 Viki Lu; 13176866710; marketing@topscience.cn; topscience.cn/en

**Shenyang Xingqi Pharmaceutical Co., Ltd**.....1704  
 No.25, Xin Yunhe Rd. (Liaoning) Pilot Free Trade Zone  
 Shenyang  
 China  
 Ying Hui; 18510128848; huiying@sinqi.com; sinqi.com

**Siloam Vision** .....1741  
 1651 Village Park Lane  
 Oswego, Ore 97034  
 Candice White; 816-986-8888; candice.white@siloamvision.com;  
 siloamvision.com

**Singapore Eye Research Institute (SERI)**.....1818  
 The Academia, 20 College Rd.  
 Discovery Tower Level 6 169856  
 Singapore  
 Serene Ho; 65-65767318; serene.ho.x.h@seri.com.sg; seri.com.sg

**SJJ Solutions**.....2033  
 Prinses Alexialaan 70  
 The Hague, Zuid Holland 2496XA  
 The Netherlands  
 Tommy Riemens; +31 (0)6 432 08 860; info@sjsolutions.com;  
 sjsolutions.com

**Softcare Co., Ltd**.....1011  
 Yatsunami 243-5  
 Fukutsu, Fukuoka 811-3201  
 Japan  
 Noriyoshi Takahashi; 10588; takahashi@softcare-ltd.co.jp; softcare-ltd.co.jp

## Exhibits A – Z

- Soniquence** .....1133  
2477 Grand Ave.  
Baldwin, N.Y. 11510  
Marlene Scheinkopf; 516-654-4000; info@soniquence.com;  
soniquence.com
- Sonoma Pharmaceuticals** .....2112  
5445 Conestoga Ct.  
Boulder, Colo. 80301  
Mallory Foster; 720-630-5543; orders@sonomapharma.com;  
sonomapharma.com
- Spark Therapeutics — Corporate** .....1239  
3737 Market St., Suite 1300  
Philadelphia, Pa. 19104  
Paul Blore; 215-220-2648; paul.blore@sparktx.com; sparktx.com
- Spective LLC** .....1811, 1813  
3103 Glenwood Dr.  
Durham, N.C. 27705  
Joseph Vance; 919-452-6288; jvance@thespectivegroup.com
- Speedway Delhi** .....1114  
308 N. Winfree St.  
Dayton, Texas 77535  
Mr. Jatin Pahwa; 571-598-6256; sales@speedwaydelhi.com;  
speedwaydelhi.com
- SR Research, Ltd.** .....2220  
35 Beaufort Dr.  
Ottawa, ON K2L 2B9  
Canada  
William Schmidt; 613-270-5242; billy@sr-research.com; sr-research.com
- StageBio** .....1539  
5930 Main St.  
Mount Jackson, Va. 22842  
Wendy Sauer; 513-201-4401; wsauer01@stagebio.com; stagebio.com
- Striatech** .....2114  
Vor dem Kreuzberg 17  
Tuebingen, Baden-Württemberg 72070  
Germany  
Thomas Muench; +49 7071 539130; t.muench@stria.tech; striata-tech.com
- The Sturge-Weber Foundation** .....2032  
6105 S Main St., Ste 200  
Aurora, Colo. 80016  
Karen L. Ball; 973-895-4445; kball@sturge-weber.org; sturge-weber.org

**Syneos Health**.....1841  
 1030 Sync St.  
 Morrisville, N.C. 27560  
 Kristie Goodman; 919-876-9300; conferences@syneoshealth.com;  
 syneoshealth.com

## T

**Thea Pharma, Inc.**.....1013  
 303 Wyman St.. Suite 205  
 Waltham, Mass. 02451  
 Anita Rock; 774-520-5844; anita.rock@theapharma.com;  
 theapharmainc.com

**Thorlabs** .....1536  
 43 Sparta Ave.  
 Newton, N.J. 07860  
 Haley Gallandt; 973-300-3000; tradeshows@thorlabs.com; thorlabs.com

**Topcon Healthcare** .....1401  
 111 Bauer Dr.  
 Oakland, N.J. 07436  
 Dawan Turner; 201-599-5100; dturner@topcon.com; topcon.com

**Tourmaline Bio**.....1439  
 27 W. 24th St., Suite 702  
 New York, N.Y. 10010  
 John Walsh; 508-736-0449; jwalsh@tourmalinebio.com; tourmalinebio.com

**Translational Imaging Innovations**.....1236  
 PO 6356  
 Hickory, N.C. 28603  
 Eric Buckland; 919-827-1200; eric@tiinnovations.com; tinnivations.com

**trueHue Vision** .....2113  
 26 Shunpike Rd.  
 Springfield, N.J. 07081  
 Shakeb Siddiqui; 908-666-2577; shakeb@truehue.app; truehue.app

**Tsubota Laboratory, Inc.**.....1441  
 Shinanomachi 35  
 Keio Univ. 9th Fl., CRK Shinanomachi E7  
 Shinjuku-ku, Tokyo 1608582  
 Japan  
 Kazuo Tsubota; 363842866; tsubota@tsubota-lab.com; tsubota-lab.com

## U

**Uneedle**.....1538  
 De Veldmaat 10  
 Enschede 7522 NM  
 The Netherlands  
 Jeffrey Stolwijk; 068-382-8442; jeffrey.stolwijk@uneedle.com; uneedle.com

## Exhibits A – Z

**Unither Pharmaceuticals** .....1736  
755 Jefferson Rd.  
Henrietta, N.Y. 14623  
Brian Kenyon; 585-483-4941; brian.kenyon@unither-pharma.com;  
unither-pharma.com

**University of Nebraska Medical Center** .....2015  
985540 Nebraska Medical Center  
Omaha, Neb. 68198-5540  
Kim Kanellis; 402-559-5379; kim.kanellis@unmc.edu;

### V

**Vasoptic Medical, Inc.** .....1636  
6751 Columbia Gateway Dr., Suite 300  
Columbia, Md. 21046  
Hrishikesh Gadagkar; 410-245-0501; hrishikesh.gadagkar@vasoptic.com;  
vasopticmedical.com

**Virscio, Inc.** .....1909  
4 Science Park, 4th Floor  
New Haven, Conn. 06511  
Christopher Stanley; 203-498-9706; cstanley@virscio.com; rx-gen.com

**Vision Share** .....2109  
3023 Clark St., Suite 118  
Chicago, Ill. 60657  
Brian Keenan; 888-657-4448; bkeenan@visionshare.org; visionshare.org

**VisionGift** .....1505  
2201 SE 11th Ave.  
Portland, Ore. 97214-5303  
Corrina Patzer; 503-808-7004; corrina@visiongift.org; visiongift.org

**Visionix, Inc.** .....1436  
160 Eisenhower Lane North  
Lombard, Ill. 60148  
John Sola; 630-274-6137; j.sola@visionix.com; optovue.com

**VO-CRO** .....1601  
1161 21st Ave. S, B3321 MCN  
Nashville, TN 37232-2569  
Taylor Smith; 443-617-8678; taylor.e.smith.1@vumc.org; vumc.org/vo-cro

**Voiant** .....1537  
135 Beaver St.  
Waltham, Mass. 02452  
Stephanie Slayman; 440-307-1090; sslayman@voiantclinical.com;  
voiantclinical.com

**Voxeleron LLC**.....1709  
 13809 Research Blvd., Suite 500  
 Austin, Texas 78750  
 Jonathan Oakley; 512-399-3058; jonathan@voxeleron.com; voxeleron.com

## W

**Weave** .....2119  
 1331 W. Powell Way  
 Lehi, Utah 84043  
 Becca Tew; 888-545-8880; sdrs@getweave.com

**WestChina-Frontier PharmaTech Co., Ltd**.....1903  
 288 Jingyuan Rd., Tianfu International Bio-Town  
 Chengdu  
 China  
 Lin Lu; -60662460; service@glpcd.com; glpcd.com

**WPI LLC**.....1219  
 175 Sarasota Center Blvd.  
 Sarasota, Fla. 34240  
 Gabriel Gonzalez; 941-371-1003; gabe@wpiinc.com; wpiinc.com

## Z

**ZeClinics**.....1913  
 C/ de Laureà Miró, 408, 410  
 Sant Feliu de Llobregat  
 Barcelona 08980  
 Spain  
 Daniel Caballero; 34930240373; daniel.caballero@zeclinics.com;  
 zeclinics.com

**ZEISS** ..... 1729, MS3  
 5300 Central Parkway  
 Dublin, Calif. 94568  
 Patty Seiden; 925-858-4086; patty.seiden@zeiss.com; zeiss.com/med

**Zhongshan Ophthalmic Center, Sun Yat-sen University** .....1919  
 #7 JinSui Rd., Zhongshan Ophthalmic Center  
 TianHe District  
 Guangzhou, Guangdong Province 510623  
 China  
 Lingyi Liang; +86 20 66619346; international@gzzoc.com; gzzoc.com

**Zilia** .....1512  
 125 Charest Blvd. East  
 Suite 400  
 Quebec City, QC G1K 3G5  
 Canada  
 Dario Zujo; 418-681-1782; dario.zujo@ziliahealth.com; ziliahealth.com

### Exhibitor Presentations

The Exhibitor Education Forum is located in the Exhibit Hall, Booth #1037. Content presented has not undergone peer review or any formal programming review. Sessions are intended to be informational presentations of a product, service, or summaries of an organization's science. Presentations are 30 minutes unless otherwise noted

#### Sun., May 4

- **11am | Regeneron**  
Treatment of wAMD and DME in 2025
- **1pm | Avirmax**  
Advancing retinal disease research: The sodium iodate NHP model for translational therapeutic evaluation
- **3pm | Diagnosys LLC**  
FST as a functional test for clinical trials

#### Mon., May 5

- **10am | American Macular Degeneration Foundation**  
The American Macular Degeneration Foundation: Bringing bench findings to the bedside
- **11am | Altasciences**  
Ocular toxicology studies of new drug modalities: An approach to reduce animal use
- **1pm | Essilor Luxottica**  
Future of myopia management and clinical trials
- **2pm | Ocugen**  
Two-year follow-up of a phase 1/2 clinical trial for the safety and efficacy of OCU400 novel modifier gene therapy for Retinitis Pigmentosa
- **3–4:30pm | National Eye Institute**  
How to successfully navigate the NIH grant application process from pre-submission to post-award

**Tues., May 6**

- **10am | Pharmaron**  
Preclinical cells and gene therapy for inherited retinal diseases: Frontiers and advances
- **11am | Charles River**  
An alternate large animal model of choroidal neovascularization
- **2pm | Ocugen**  
A phase 1/2 study update on the safety and efficacy of novel modifier gene therapy OCU410ST for the treatment of Stargardt Disease
- **3pm | Sightglass Vision**  
Innovations in optical myopia management
- **4pm | Essilor Luxottica**  
Evolving strategies in myopia management: New perspectives and evidence

**Wed., May 7**

- **2pm | Ocugen**  
An evaluation of the safety and efficacy of novel modifier gene therapy OCU410 for the treatment of geographic atrophy secondary to dry age-related macular degeneration

**Buy me at ARVO Central, in the Exhibit Hall**



## ARVO Fellows 2025

ARVO will induct the Fellows Class of 2025 at the opening ARVO+Genentech Keynote Session, to recognize and honor these members for their leadership, dedication and contributions to the Association.

### Gold Fellows

Milam Brantley  
Julia Busik  
Matilda Chan  
Ching-Yu Cheng  
J. Crawford Downs  
Rajashekhar Gangaraju  
Giovanni Gregori  
Neena Haider  
Hiroshi Ishikawa  
Monica Jablonski  
Andras Komaromy  
Jan Kremers  
Van Lansingh  
Jodhbir Mehta  
Edoardo Midena  
Ido Perlman  
Richard Spaide  
Gui-Shuang Ying

### Silver Fellows

Vinay Aakalu  
Robin Ali  
Reiko Arita  
Manuela Bartoli  
Toke Bek  
David Berntsen  
Zia Chaudhuri  
Michael Cheetham  
Toco Chui  
Timothy Corson  
Jose Cunha-Vaz  
Gustavo De Moraes  
Amitha Domalpally  
Malia Edwards  
Murray Fingeret  
Patrice Fort  
Anat Galor  
Michael Girard

Emily Gower  
Alison Hardcastle  
Shirin Hassan  
Krystal Huxlin  
Thomas Hwang  
Pirro Hysi  
Douglas Jabs  
Yali Jia  
Ula Jurkunas  
Dimitrios Karamichos  
Pearse Keane  
Vikas Khetan  
Mark Kleinman  
Wei Li  
Amy Lo  
Julie Mares  
Nicholas Marsh-Armstrong  
Ashik Mohamed  
Maureen Neitz  
Yannis Paulus  
Tunde Peto  
Elisabetta Pilotto  
Nicole Putnam  
Jeff Rabin  
Christophe Ribelayga  
Ingrid Scott  
Nader Sheibani  
Daisy Shu  
Deepak Shukla  
Elliott Sohn  
Jena Steinle  
Philipp Steven  
Louis Tong  
Akitaka Tsujikawa  
James Ver Hoeve  
Fuensanta Vera-Diaz  
Hongli Yang  
Geunyoung Yoon  
Siamak Yousefi







## Dowling Society

The ARVO Foundation for Eye Research would like to recognize the members of the Dowling Society. Established to honor the innovative vision researcher and first chairman of the ARVO Foundation Board of Governors, John E. Dowling, PhD, FARVO, the society carries forth his spirit of innovative research by recognizing individuals for their significant support of eye and vision research.

Thank you to the generous members of the Dowling Society who have made a pledge or donation of \$10,000 or more.

- |   |  |
|---|--|
| Gary W. Abrams, MD, FARVO<br>and Jane C. Werner, MD                       | Janet C. Blanks, PhD, FARVO                                      |
| Anthony P. Adamis, MD,<br>FARVO   | <b>Stewart A. Bloomfield, PhD,<br/>FARVO*</b>                    |
| Jayakrishna Ambati, MD,<br>FARVO  | Jeffrey H. Boatright, PhD,<br>FARVO                              |
| Robert E. Anderson, MD,<br>PhD, FARVO                                     | William J. Brunken, PhD,<br>FARVO and Dale D. Hunter,<br>PhD, JD |
| Joanne Angle, MLS, MPA  | Claude F. Burgoyne, MD,<br>FARVO and Vicki Smith                 |
| Sally S. Atherton, PhD,<br>FARVO and Robert Atherton                      | Patrick Burke, MD, PhD   |
| Robert B. Barlow, PhD,<br>FARVO and Patricia Barlow                       | R. V. Paul Chan, MD and<br>Ann-Marie Lobo-Chan, MD               |
| Haydee E. P. Bazan, PhD,<br>FARVO and Nicolas G.<br>Bazan, MD, PhD, FARVO | Stanley Chang, MD, FARVO   |
| Bernard Becker, MD, FARVO   | Steve T. Charles, MD, FACS,<br>FICS                              |
| David C. Beebe, PhD, FARVO<br>and Mrs. Betsy Beebe, PA-C                  | Emily Y. Chew, MD, FARVO<br>and Robert P. Murphy, MD             |
| Paul S. Bernstein, MD, PhD,<br>FARVO and Ann Bernstein                    | Michael F. Chiang, MD, FARVO                                     |
| Eliot L. Berson, MD, FARVO<br>and Kyra Kaplan-Berson                      | Thomas A. Ciulla, MD, MBA  |
| Roger W. Beuerman, PhD,<br>FARVO  | John I. Clark, PhD, FARVO  |
| Laszlo Z. Bito, PhD   | Bruce E. Cohan, MD   |
|   | Lancey B. Cowan, JD, CAE   |
|   | Cheryl M. Craft, PhD, FARVO                                      |
|   | Patricia A. D'Amore, MBA,<br>PhD, FARVO                          |

\*New Dowling Society inductee

See Dowling Society, page 76

## Dowling Society, continued from page 75

Reza Dana, MD, MPH, MSc,  
FARVO

Paulus T. V. M. de Jong, MD,  
PhD, FARVO, FEBOphth,  
FRCOphth and Marij de Jong

Claes H. Dohlman MD, PhD,  
FARVO

John E. Dowling, PhD, FARVO  
and Judith F. Dowling

Joseph L. Dowling, MD

Melinda K. Duncan, PhD,  
FARVO

David L. Epstein, MD, FARVO  
and Susan M. Epstein, RN, JD

**C. Ross Ethier, PhD, FARVO\***

Rafal Farjo, PhD, FARVO and  
Krysten M. Farjo, PhD

Paul T. Finger, MD

Malinda E. C. Fitzgerald, PhD,  
FARVO

Steven J. Fliesler, PhD, FARVO

Robert N. Frank, MD, FARVO

Ronald E. P. Frenkel, MD

Juan E. Gallo, MD, PhD, FARVO

Ronnie Glaser and

Bert M. Glaser, MD, FARVO

**Michael Goldbaum, MD,  
FARVO\***

Israel A. Goldberg, PhD and  
Diane Goldberg

**Mae O. Gordon, PhD\***

Evangelos S. Gragoudas, MD,  
FARVO

Adrienne Graves, PhD

Hans E. Grossniklaus, MD,  
FARVO and Daurice A.  
Grossniklaus, PhD

Julia A. Haller, MD, FARVO  
and John D. Gottsch, MD,  
FARVO

**Jarrod C. Harman, PhD, and  
Yanhui Ma, PhD\***

Mary Elizabeth Hartnett, MD,  
FARVO

Linda D. Hazlett, PhD, FARVO

John R. Heckenlively, MD,  
FARVO

John A. Hoepner, MD

Donald C. Hood, PhD, FARVO

David Huang, MD, PhD, FARVO

Leslie Hyman, PhD, FARVO

**Monica M. Jablonski, PhD,  
FARVO\***

**Samuel G. Jacobson, MD,  
PhD, FARVO and Jean  
Jacobson\***

Martine J. Jager, MD, PhD,  
FARVO

Murray A. Johnstone, MD, and  
Jeanie Johnstone

Jennifer J. Kang-Mieler, PhD,  
FARVO and William F. Mieler,  
MD, FARVO

Dimitrios Karamichos, PhD

Paul L. Kaufman, MD, FARVO  
and Margaret Kaufman

John L. Keltner, MD and  
Nancy Keltner

**Sir Peng Tee Khaw, MD,  
PhD, FARVO and  
Lady Peggy Khaw**

Shigeru Kinoshita MD, PhD,  
FARVO

Renu A. Kowluru, PhD, FARVO  
and Anjan Kowluru, PhD

Ingrid Kreissig, MD

Alan M. Laties, MD, FARVO  
and Deena Gu

David Laties

Paul P. Lee, MD, JD, FARVO  
and Jennifer Lee

Maureen G. Maguire, PhD,  
FARVO

Todd P. Margolis, MD, PhD,  
 FARVO

Marmor Foundation/Michael F.  
 Marmor, MD, FARVO

**Maureen A. McCall, PhD,  
 FARVO\***

Alice R. McPherson, MD

Ann H. Milam, PhD, FARVO

Joan W. Miller, MD, FARVO

Robert F. Miller, MD, FARVO

Sayoko Eileen Moroi, MD PhD

Alan R. Morse, PhD

Janice Oliva

Samir C. Patel, MD

Christopher A. Paterson, PhD,  
 DSc, FARVO

**Jacob Pe'er, MD, FARVO\***

David R. Pepperberg,  
 PhD, FARVO and Audrey  
 Eisenmann

J. Mark Petrash, PhD, FARVO  
 and Kelly Cope Petrash

Stephen C. Pflugfelder, MD,  
 FARVO

Robert Ritch, MD, FARVO

Stella M. Robertson, PhD,  
 FARVO and James D.  
 Robertson, PhD

Frances J. Rucker, PhD,  
 MCOptom, FARVO

Iris M. Rush, CAE

Stephen J. Ryan, Jr., MD,  
 FARVO

SriniVas R. Sadda, MD, FARVO

David E. Saffer

Jose Alain Sahel, Jr., MD,  
 FARVO

Joel S. Schuman, MD, FARVO  
 and Carole Miner Schuman

Lawrence J. Singerman, MD,  
 FACS

Gregory L. Skuta, MD

Alfred Sommer, MD, MHS

Richard F. Spaide, MD, FARVO

Jason Spessard, CAE

William Eric Sponsel, MD,  
 FARVO

W. Daniel Stamer, PhD,  
 FARVO and Catherine Bowes  
 Rickman, PhD, FARVO

Mary Ann Stepp, PhD, FARVO

Michael E. Stern, PhD, FARVO

Paul Sternberg, Jr., MD,  
 FARVO and Gloria Sternberg

Andrew W. Taylor, PhD, FARVO

Joyce Tombran-Tink, PhD,  
 FARVO and Colin J.  
 Barnstable, DPhil, FARVO

Carol B. Toris, PhD, FARVO

Cynthia Toth, MD, FARVO

Michael Trese, MD, FARVO

**David Troilo, PhD, FARVO\***

Kazuo Tsubota, MD, PhD,  
 MBA, FARVO

Erik J. van Kuijk, MD, PhD,  
 FARVO and Virginia Brooke,  
 RN, PhD

Sheila K. West, PhD, FARVO

Janey L. Wiggs, MD, PhD,  
 FARVO and Robert J.  
 D'Amato, MD, PhD, FARVO

David R. Williams, PhD,  
 FARVO and Inger M.  
 Williams, PhD

George A. Williams, MD, FARVO

Thomas Yorio, PhD, FARVO  
 and Elena Yorio

Terri L. Young, MD, MBA,  
 FARVO

**To become a member of the Dowling Society, please contact  
 the ARVO Foundation for Eye Research at +1.240.221.2950 or  
 via email at [info@arvofoundation.org](mailto:info@arvofoundation.org).**



The Legacy Society for Planned Giving provides an opportunity for individuals to continue to advance research far beyond their career journey. Consider being part of this exciting opportunity by including a generous gift to the ARVO Foundation in your financial and estate planning. Your gifts, large or small, are critical to our mission.

## Members

Israella Bash

Claude F. Burgoyne, MD, FARVO and Vicki Smith

Emily Y. Chew, MD, FARVO and Robert P. Murphy, MD

Cheryl Mae Craft, PhD, FARVO

David L. Epstein, MD, FARVO and  
Susan M. Epstein, RN, JD

Jennifer J. Kang-Mieler, PhD, FARVO and  
William F. Mieler, MD, FARVO

J. Mark Petrash, PhD, FARVO and Kelly Cope Petrash

Stella M. Robertson, PhD, FARVO and  
James D. Robertson, PhD

Joel S. Schuman, MD, FARVO and Carole Miner Schuman

To become a member of the Legacy Society, please contact the ARVO Foundation for Eye Research at +1.240.221.2950 or via email at [info@arvofoundation.org](mailto:info@arvofoundation.org).

## Need Gifts?

Visit ARVO  
Central,  
Exhibit Hall





## Reserve your ARVO 2026 hotel online before you go home!

Hotel reservations for ARVO 2026 in Denver open on Sun., May 4.

All attendees are encouraged to book their hotel for the 2026 Annual Meeting before heading home.

Two ways to book:

- Stop by the Visit Denver Booth in ARVO Central
- Reserve online at **ARVO.org/Hotels**

Hotels are available in all price ranges and service levels, and your favorite hotel brands are represented. Official hotels are within a short walk of the Colorado Convention Center.

Please note: ARVO cannot assume responsibility for rooms reserved at hotels outside the ARVO block (either at hotels not listed or booked directly with the hotels). Special requests (i.e., king-size bed, non-smoking) may be noted but cannot be guaranteed. If you require accessible accommodations, contact ARVO's Housing Bureau with details.

**ARVO.org/Hotels**

## ARVO and the ARVO Foundation are grateful to the supporters of the following named awards and grants:

### Travel grants supporters

- American Macular Degeneration Foundation
- American Uveitis Society
- ARVO Foundation
- Elizabeth Anderson Memorial
- Joanne G. Angle Memorial
- Grant Wood Balkema Memorial
- Robert B. Barlow, Jr., Memorial
- Roger Beuerman, PhD, Memorial
- Clinical Virtual Research Center
- IRCCS-Fondazione G. B. Bietti per lo Studio e la Ricerca in Oftalmologia –ONLUS
- BrightFocus Foundation
- Sek-Jin Chew
- Ramon F. Dacheux II Memorial
- M. Velma Dobson Memorial
- Qais Farjo, MD Memorial
- Fight for Sight/Vision Foundation
- Foster Ocular Immunology Society
- Samuel G. Jacobson Memorial
- G. M. Jager Memorial
- Murray and Jeanie Johnstone
- Karamichos/Utheim Keratoconus
- Knights Templar Eye Foundation
- Sarla and Piyush Kothary Memorial
- Kreissig
- Kreissig and Lincoff Minimal Surgery
- Alan Laties, MD Memorial
- Lens and Cataract
- Lions World Vision Institute Foundation
- Gerard A. Luty, PhD Memorial
- Connie Lee Lerea
- Friederike Mackensen Memorial
- Richard Newton Lolley Memorial
- Robert F. Miller, MD, Memorial
- NIHR Moorfields Biomedical Research Centre
- David R. Pepperberg Memorial
- Retina Research Foundation/Joseph M. and Eula C. Lawrence
- Robertson Translational Research
- Striatech
- Sturge-Weber Foundation
- Tami Sulistyo Memorial
- Kazuo Tsubota, MD, PhD Innovation
- Josh Wallman Memorial
- Women in Eye and Vision Research (WEAVR)
- Gerhard Zinser Memorial

### ARVO Foundation awards & fellowships

- *Anonymous*  
Ludwig von Sallmann  
Clinician-Scientist Award
- *ARVO Foundation for Eye Research*
  - Early Career Clinician-Scientist Research Awards
  - Carl Camras Translational Research Awards
  - Collaborative Research Fellowships
  - Publication Financial Assistance Program
  - Research Catalyst Awards
- *BrightFocus Foundation*  
Eye Find Research Grant
- *Eye Bank Association of America*  
Eye Find Research Grant
- *The Family of Dr. David L. Epstein*  
Dr. David L. Epstein Award
- *Genentech*  
Genentech Career Development Award for Underrepresented Minority Emerging Vision Scientists
- *The Family of Dr. Bert M. Glaser*  
Bert M. Glaser, MD Award for Innovative Research in Retina
- *Ingrid Kreissig, MD*  
Kreissig Award for Excellence in Retinal Surgery
- *The Lighthouse Guild*  
Oberdorfer Award for Low Vision Research
- *Point of View Foundation*  
Point of View Award

### ARVO Foundation Developing Country Eye Researcher Travel Fellowships

- ARVO Foundation Annual Meeting donors
- Glaukos
- J. Mark Petrash, PhD, FARVO and family
- University of Wisconsin — Madison
- Women in Eye and Vision Research (WEAVR)
- Satish K. Srivastav Memorial Fellowship

# Let's bring even more researchers to ARVO 2026 in Denver.


Your donation is doubled when you give here at the Annual Meeting.

Patricia D'Amore, PhD, MBA, FARVO  
has pledged  
\$25,000 to the Matching Gift campaign.



## Ways to give

- In ARVO Central in the Exhibit Hall
- [ARVOFoundation.org/Donate](https://ARVOFoundation.org/Donate)
- Scan the QR code and donate



The Genentech logo is displayed in a bold, white, sans-serif font. The background of the top section of the page is a dark blue with a faint, glowing pattern of interconnected lines, resembling a network or biological structure.

**Genentech**

*A Member of the Roche Group*

# COMMITTED TO OPHTHALMOLOGY RESEARCH

Genentech is proud to support the ARVO Foundation in its ongoing research and education efforts in ophthalmology diseases.